

XIII

The Second Issue

<i>Introduction</i>	159	<i>Printer's Waste</i>	171
<i>Essays</i>	159	<i>Plate Varieties</i>	171
<i>Proofs</i>	161	<i>Multiples</i>	173
<i>The Issued Stamps</i>	161	<i>Uses</i>	173
<i>Shades</i>	162	<i>Bisection</i>	173
<i>Color Trials</i>	163	<i>Cancellations</i>	174
<i>Perforation</i>	163	<i>Forgeries</i>	175
<i>Gum</i>	165	<i>References</i>	177
<i>Stones</i>	165	<i>Appendix: Description of the Four Types</i>	178

Introduction

The Second Issue was designed and printed by lithography by the firm of V. Penasson of Alexandria. The original design for each value was engraved in blocks of four, and transferred thus to the printing stones, giving rise to four Types. The initial order, which sufficed for about two years, was produced from stones of 200 subjects; two or more stones, differing in orthographic details in the Arabic inscription at bottom, were required for the 20pa. and 1pi. The issue was placed on sale on July 1st 1867. The stamps were printed on smooth paper having a simulated, impressed watermark of a crescent and star, and perforated 15x12½

A second printing was made in 1869, resulting in a substantial change in color of two of the values: the 10pa., originally dull reddish lilac, became bright violet, and the 20pa., originally myrtle green, became bright green. The second printings of the 5pa. and 1pi. differed little in color. Additional stones for the 10pa., 20pa., and 1pi. are distinguishable in minor details.

The stock of 5-para stamps ran low by December 1871 and, therefore, bisection of the 10pa. was authorized for use on newspapers at Alexandria and Cairo. The Second Issue was withdrawn from sale and replaced by the Third Issue on January 1st 1872, but remained valid for use until February 1st.

Essays

The genesis of the Second Issue is known in general terms even though the actual correspondence has not come to light. The subject can be considered to begin with an essay by Riester (Fig. 1), to which Moëns¹ assigned the date of 1866 (possibly 1865). It was printed as singles, and in two forms: with or without a large ornament of scrollerly in the upper margin of the sheetlets and with or without an extended top frame-line. This

essay is found in a variety of colors and is the commonest essay of Egypt. Although it was rejected, it may have had an influence, for it showed two departures from the First Issue that were adopted for the Second Issue: a horizontal format and a pictorial design. In the following year a set of three designs was submitted by the National Bank Note Co. of New York² (Fig. 2) in denominations of 20 paras, 1 piaster, and 2 piasters. They were engraved in recess, and the designs bear a strong resemblance to the United States stamps that the company printed. These essays are usually found on thin, hard paper; a few were die-sunk on card. They were also printed on envelopes as postal stationery. A considerable variety of colors exists. Although the designs and execution were outstanding, they were rejected, presumably because of the cost.

Vincenzo Penasson, a skilled lithographer of Alexandria, submitted eight different essay designs³ (Fig. 3), some of them in blocks se tenant. Their resemblance to the stamps eventually issued is obvious. All are fairly rare. The final design (and perhaps the essays?) was prepared by F. Hoff of the Penasson firm, each value being engraved four times, probably on copper, with consequent small variations. The pictorial subject consisted of a fairly realistic view of the sphinx and a pyramid, flanked by a Corinthian column and a




Fig. 1 Riester essay of 1865 or 1866; two types, with and without extensions of the top frame-line.






Fig. 2 National Bank Note Co. essays.




Fig. 3 Penasson essays.

pharaonic obelisk, said to have stood at the cemetery in Alexandria where the French soldiers who died in the Napoleonic invasion were buried⁴. (The column has often been called “Pompey’s Pillar”, and the obelisk, “Cleopatra’s Needle”, but they have nothing to do with either personage.) The eventual inscriptions were in Arabic, a departure from the First Issue, on which Turkish was used.

Proofs

A set of proofs (Fig. 4), said to be taken from the completed original six dies, was in the Palace Collection of Egypt. One or more sets of proofs, clearly lithographed, and probably taken from original stones rather than the dies, were also prepared. Singles cut from them exist, distinguishable from plate proofs by the size of the margins and the presence of guide marks at one corner. Plate proofs, on unwatermarked paper, may have been prepared for all values but are known only for the 1pi., in black or red. At least two sheets of the 2pi. are known to have been prepared imperforate, in the issued blue color, watermarked but without gum; it is not known if they were actually issued or are proofs.

Fig. 4 Die proof of one of the six denominations.



Fig. 5 Incomplete die proof of the 5pa.



An incomplete die proof of the 5 paras, having empty inscription panels, is known (Fig. 5). It has guide marks in all four corners, and thus could not have been taken from the four-subject die. Furthermore, it differs from all of the four Types of the issued stamps in small details such as the shape of the 5's and the precise position of the pyramid within the oval. Its status is not clear.

The Issued Stamps

The printing stones were built up by successive transfers from original stones of four subjects for each value. The small differences among the four engravings resulted in four Types on the stones, each repeated 50 times in the sheets of 200. Every block of four

therefore shows all four Types, and the odd-numbered rows have Types I and II alternating, and the even-numbered rows have Types III and IV. The identifying details for the Types are given in the Appendix to this chapter.

The paper was quite smooth and well suited for lithography. It varies in thickness⁵ in the range 0.0024–0.0034 inch (0.061–0.086mm), but most examples fall in the range 0.0027–0.0033 inch (0.069–0.084mm). Although the general catalogs describe it as having a watermark of a crescent and star, it actually has a pseudo-watermark, the design being



Fig. 6 The pseudo-watermark.

sharply impressed (Fig. 6), evidently by a device using great pressure. Such impressions, having sharply defined outlines and points on the horns of the crescent and rays of the star, could not have been produced by a conventional dandy-roll. It is generally impressed from the back, but all values are known with it impressed on the face. It is nearly always upright and well centered, but the 10pa. and 1pi. are known with it inverted (rare on the former).

The margins of the sheets were devoid of printing, but they were also impressed with a pseudo-watermark which consisted of inscriptions⁶: FRANCOBOLLI, PIASTRE (PARA) EGIZIANE 2 (etc.) across the top and bottom, and AMMINISTRAZIONE DELLE V.R. POSTE EGIZIANE along the left and right sides. The horizontal inscriptions were thus different for each denomination, and must have been a nuisance for the printers!

There were two printings: the initial supply, which was sufficient for about two years, and a supplementary supply of some of the values printed in 1869, sufficient to meet the needs through 1871.

Shades

The colors of the stamps as they appear today, described according to the *Stanley Gibbons Colour Guide*⁷, are:

5 paras: orange-yellow (shades from yellow to yellow-orange)	1 piaster: 1867 – pale rose-red to rose-red, salmon-rose, brown lake, brown-red
10 paras: 1867 – dull reddish lilac, dull slate purple	1869 – scarlet to red
1869 – bright violet, pale violet	18?? – bright brownish scarlet
20 paras: 1867 and 1869 – pale to dark myrtle green, light green, pale apple green	2 piasters: blue, steel blue, or indigo
1869 – bright green	5 piasters: light brown to brown, chocolate brown

The two fairly distinct shades of the 1867 10pa. may possibly be the consequence of aging, but Byam⁸ correlated the shades with the several states of the printing stone. The light green shade of the 20pa. is quite scarce, and most of the used examples are cancelled at Constantinopoli. For the pale apple-green shade see Color Trials below. The bright green of 1869 has often been termed “yellow-green” because it is relatively yellower than the somewhat bluish myrtle green.

The 1 pi. presents complications, for there is a very large range of shades (Byam noted over 50!). The colors given here therefore correspond to general groups. The brown lake is rare, and may be a color trial; examples are usually imperforate. It is sometimes confused with the brownish red shade, which is quite scarce, but not rare. The commonest group of shades, scarlet to red, is most probably from the 1869 printing; most of the unused blocks are from this color group. The bright brownish scarlet is in a

class by itself, because (nearly?) all examples have inverted pseudo-watermark and rough to blind perforations, and are without gum. A few examples, however, exist with clear, colorless gum. Used copies are extremely rare; Byam reported seeing only one, postmarked 30 AGO 67 (see section on the Stones below).

In assessing the significance of shades, one should keep in mind the necessity for the printers to prepare fresh batches of ink as the printing proceeded. The pigments, which are particles suspended in oil, gradually settle out, and as a result, the quality of shade can drift. The chocolate brown shade of the 5pi. is distinct, however, and is considerably scarcer than the plain brown.

Color Trials

Color trials in olive-brown, imperforate on pseudo-watermarked paper, exist for the 5 paras. The 20 paras is known in a pale apple-green shade that is much paler than the light green; this shade is not known used, and is generally presumed to be a color trial. The brown lake color found on some imperforate 1-piaster stamps, and some perforated, is not known used. It has the pseudo-watermark impressed on the face. It is most probably a color trial.

Issue of the new stamps was announced³ by a poster in four languages: Arabic, English, French, and Italian (Fig. 7), which bore a set of the stamps affixed to the bottom. The posters were displayed in every post office, but it was required that they be returned to the postal administration later, and few have survived; the shades of the attached stamps provide definitive examples of the first printings of the issued stamps.

Perforation

Perforation was a clean-cut 15x12½ for all values and both printings. The machines did one line at a time, and consequently, one or more lines were occasionally omitted, giving rise to varieties imperforate vertically or horizontally. Examples have been recorded for the 5pa., 20pa.⁹, and the 2pi. Completely imperforate stamps are recorded¹⁰ for the 5pa., 1pi., and 2pi. The last is known to come from full sheets, but the first two, which are rarer, may have come from sheets having only a few rows of perforations omitted.

Some perforation varieties exist that appear to be results of attempts to repair incompletely perforated sheets or those with severely misplaced perforations (Fig. 8). With some, the gauge 12½





Fig. 8 Perforation varieties.



Egyptian General Post Office.

NOTICE

New issue of Postage labels.

H. H. the Viceroy has been graciously pleased to sanction the issue of new descriptions of Postage labels. The respective value of the new labels will be 5. 10. & 20 Paras & 1. 2. & 5 Piasters.

These labels will be put in circulation on the 1st of August next and will be exclusively adopted from the 1st of September following. Their promiscuous use with the present ones will be freely admitted up to this latter date after which the old postage stamps, ceasing to be of any value whatever, can be exchanged for those of the new issue at the Post Offices of the realm during the whole of September and October next. After the 1st September letters, patterns or printed papers bearing postage labels other than those of the new issue (and not bearing any of the latter) will be considered as totally unpaid.

Should however there be any postage labels of the new issue on the correspondence in question such correspondence will be treated precisely as if no postage labels other than those of the new issue were attached to it.

These regulations will be strictly enforced.

The present notice is to be kept affixed at the entrance of each office during the aforementioned period (that is to say from the 1st of August to the 31st October) together with a fac. simile of the new postage labels.

Alexandria
July the 11th 1864.

The Postmaster General
Mutzi Bey

Fig. 7 A panel from the post office notice.

machine was used to provide missing horizontal perforations; the 2pi. perf. 12½ all around is probably a result of such an attempt. The 5pa. is recorded perf. 12½ horizontally but imperf. vertically, possibly a result of an uncompleted repair attempt.

Whereas the varieties with horizontal perforation 12½ were presumably produced on Penasson's machines, there are stamps variously described as "perf. 23x12½", "rouletted", or "pin perf.", which it is more reasonable to presume to be the result of repairs made after delivery to the Postal Administration. The three descriptions may actually refer to but one form of separation, which in every example that I have seen is a true pin-perforation, probably made with a sewing machine. The lines of perforation are slightly wavy, a characteristic of hand-feeding through such a machine. Examples with two sides so perforated are known for the 5pa., 1pi., and 2pi.

One should be wary of the 1pi. with superficially apparent pin perforation, for this value alone exists with rough to blind perforation in the normal gauge. The blind perforations are very difficult to measure with a perforation gauge, and are often assumed to be pin perforations or roulettes, without critical examination. They can be measured with confidence, however, by counting the holes or indentations in a space of 2 centimeters. The blind perforations come from pins with flat ends, which properly should cut out small disks of paper, whereas pin perforations are merely pricks through the paper, made by sharply pointed pins. The 1-piaster stamps from Stone X (see below) are the only ones usually found with blind perforations.

Gum

The gum was smooth and colorless on the stamps of the first printing. A new gum, thick, crinkled, and tinted light brownish yellow, is characteristic of stamps from the 1869 printings. This gum is found only on the values 5pa. to 1pi.; the two high values appear not to have been reprinted in 1869.


Stones⁸

For the 5pa. there was apparently only one stone, for all copies that show recognizable plate variations can be plated to the same sheet lay-out. The stone, along with those of the other values, was turned over to the Postal Administration for safekeeping in Cairo² between 1867 and 1869, when a second printing was required; stamps from the second printing can be identified only by the type of gum (correlation with shades is uncertain).


The 10pa. is especially interesting because of the original presence of an unwanted letter, *beh*, in the lower panel on Type II. Stamps in the 1867 colors can be found with this extra letter on Type II firmly printed, blurred and somewhat faint, or nearly entirely absent (only a few specks showing) (Fig. 9). The unwanted letter must have been on the die and the original stone taken from it. Byam interpreted the facts to mean that the letter was noticed during printing, and the job was interrupted while the stone was gone over by



STONE A FIRST STATE VAR II



STONE A SECOND STATE VAR II




STONE A THIRD STATE VAR II

Fig. 9 States of the lower panel of Type II of the 1867 10 paras (Byam).


hand in an attempt, only partially successful, to remove it. After another press run the stone was worked on again with nearly complete success.

Examples from state 1 are quite scarce, fully worthy of catalog status, and highly desirable. Much the same can be said for state 2, but the reduced prominence of the extra letter somewhat lowers its appeal. Single copies of Types I, III, and IV cannot be allotted to a specific state of the stone, other than perhaps by shade. Byam⁷ associated “dull lilac” with state 1, “muddy lilac” with state 2, and either “clear dull lilac” or “cold pale lilac” with state 3.

The second printing of the 10pa. was not only in a quite different color, but from a new stone. Three features on Type II distinguish it from Stone A: damage to the left-hand numeral ‘1’, damage to the left-hand numeral ‘0’, and complete absence of the extra letter (all on Type II). None of these are actually needed for identifying the 1869 printing, of course, because the bright violet color is quite distinctive.



STONE B UNBROKEN ‘O’ VARII



STONE B BROKEN ‘O’ VARII

Fig. 10 Type II of the 10 paras of the 1869 printing (Stone B) (Byam).

The damage to the ‘1’ consists of a small spur of color protruding inwards from the right side close to the top (Fig. 10). It is constant on all Type II stamps of Stone B, and was presumably derived from the die, although one cannot rule out the possibility that the damage occurred on the original stone of four subjects. The damage to the ‘0’ consists of a variable bite out of its upper left shoulder (Fig. 10). Stamps of Type II from different sheet positions show different degrees of development of this flaw. Presumably

it began as a defect on the original stone, and grew larger as successive transfers were taken.

The complete absence of the unwanted letter *heb* from Stone B could have been a result of skilled erasure on the original stone, or of attention to the die. However, the die proofs alluded to earlier are also devoid of the extra letter and are believed to have been made in 1869. This fact is explicable in three ways: the letter could have been filled in with new metal on the die, the letter could have been stopped out with a piece of thin, tough paper when taking the impression, or the ink could have been removed from the recessed letter on the die by means of a sliver of blotting paper or a fine-tipped brush. Only the last two possibilities are consistent with the fact that the die proofs are said⁷ to show the extra letter in albino, as a slight embossing.

Stone B evidently wore badly, and some stamps of the 1869 printing have a pronounced washed-out appearance, due to the disappearance of many of the fine lines. The effect is especially noticeable on the obelisk, on which the inscribed hieroglyphics may be lost.

The 20-para stamps were also printed from more than one stone. The distinguishing features occur on Type IV (easily recognized by the “tear drop” hanging from the ball of the ‘2’ at right). The word *fadda* (para) at the left end of the bottom inscription properly should have only two dots (one belonging to the *fe*, one to the *dhad*). On Byam’s Stone A, used for the 1867 printing (and possibly but unconfirmed also in 1869), all four Types were stated to have but two dots. However, a block of six (from rows 18, 19 and 20) exists having two dots on Type IV in row 20, but two dots plus a trace of a third on Type IV in row 18. Type IV stamps in myrtle green having only a ghost of a third dot

were designated by Byam to be from Stone C, but the foregoing observation suggests that Stones A and C may have been but one stone. On the other hand, many stamps from putative Stone C show small guide marks outside the corners of each block of four Types, like the die proofs, which they most closely resemble, but those from Stones A and B do not. Some stamps of Type IV in myrtle green (1867), and the majority of Type IV's in bright green (1869), show a firmly printed third dot (Fig. 11); these Byam believed to be from Stone B. Feltus has identified 1869 stamps from positions 8 and 18 with three different sets of characteristics, implying three different stones (or states), rather than the two (Stones B and C) observed by Byam. The limited evidence suggests that what were once thought to be uniform characteristics of a given stone may in fact vary from one position on the stone to another. Given the fact that the stones differed from one another as a consequence of retouching the value inscriptions, that is not an unreasonable supposition.

The explanation due to Byam is that when Stone A was made, the unwanted dot was stopped out or de-inked when the transfer to the original stone was accomplished. When Stone B was made, the printers overlooked the unwanted dot, which therefore appeared in full on the original stone and the printing stone. When the time came to make a third stone an attempt was made to expunge the dot from the die, but was only partially successful. The same result might have come about from attempted erasure on the original stone. One can also speculate that an attempt was made to remove the guide marks from Stone B, either on the original stone after part of the transfers had been made, or on the printing stone to only a partial extent. The paucity of large multiples probably precludes a complete resolution of the uncertainties. As with the 10-para stamps, single stamps of other than Type IV cannot be allocated to a particular stone except by means of the color, which is often ambiguous.

The stones of the 1pi. are the most difficult to study because the large number of stamps required necessitated that several stones be prepared for each of the printings. Of the estimated nine or more stones, one, Stone A, stands out by virtue of having an unwanted letter in the bottom panel on all four types. It is the letter *wau*, shaped like a large comma; it is the middle part of the word *ghroosh* (plural of *ghirsh*, meaning "piasters"). Use of the plural on a stamp of 1 piaster is obviously wrong, but the plural form must have been engraved on the die. An ineffective attempt to remove it, probably from the original stone, was made before Stone A was built up (Fig. 12). A proof of Type IV in black from the original stone exists, on which the unwanted *wau* as well as an unwanted dot (see below) are deleted by pencil, presumably to indicate the corrections to be made before Stone A was built up. Stamps from this stone have postmark dates consistent with the 1867 printing. They are quite scarce, even in used condition, and are much sought after. No multiple larger than a pair is known.

When the second printing was to be made, the original stone was given another going-over and the unwanted *wau* was reduced to a few specks of color on Types I, II, and IV, constant throughout the sheet, and was completely removed from Type III.

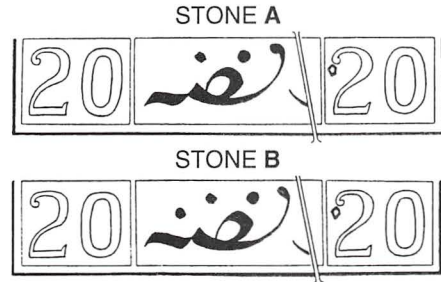


Fig. 11 20 Paras, Type IV, Stones A and B (after Byam; Figs. 9, 10, 11 and 14 reprinted from *The London Philatelist* by kind permission of the Editor).

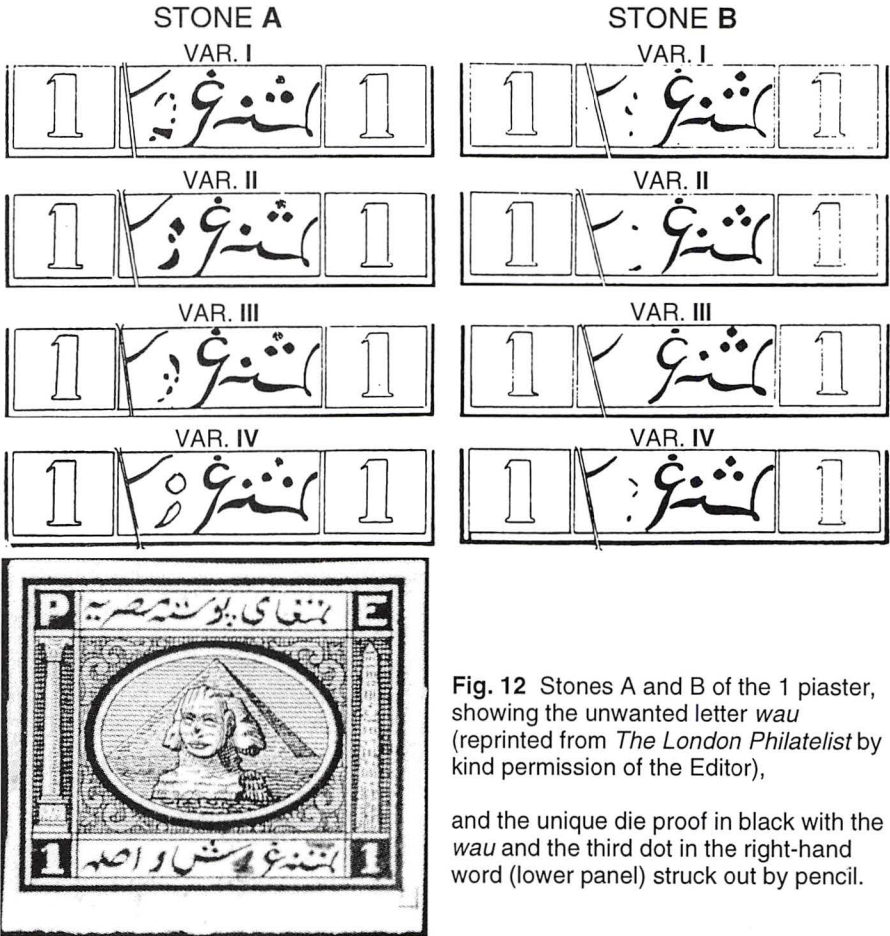


Fig. 12 Stones A and B of the 1 piaster, showing the unwanted letter *wau* (reprinted from *The London Philatelist* by kind permission of the Editor),

and the unique die proof in black with the *wau* and the third dot in the right-hand word (lower panel) struck out by pencil.

Byam believed that the plate proofs in black correspond to Stone B built up from this state of the original stone, but Feltus reports having matched many of the positions of the proof sheet with issued stamps postmarked 1869 or later, an observation that suggests a later stone.

Stones A and B differ in two other features: the condition of the topmost dot of the group of three on the right-hand word (*thamanoh*) in the lower tablet, and on Type IV, the state of a vertical hair-line, generally called a



Fig. 13 Stones A and B, Type IV of the 1 piaster showing cross-line at lower left.

“cross-bar” or “cross-line”, from the left margin of the left-hand value tablet, joining it to the outer frame-line (Fig. 13). On most Stone A stamps the topmost dot is somewhat blurred, apparently as a result of unsuccessful attempts to erase it from the printing stone (removal of the dot converts *thamanoh*, which is classical Arabic, to *tamanoh*, which is colloquial pronunciation). Stone A stamps generally have only fragments of

the cross-line, or none at all. Stone B stamps have the topmost dot fully printed, and the cross-line is usually present and pronounced. Another characteristic of Stone B is a faint diagonal line from the right corner of the sphinx's mouth to the chin-line, on Type IV (Fig. 14). It is complete on most examples, but is broken on some.

It is evident that Stones A and B were made using the same original stone. There is a possible printing Stone C derived from this original stone, although it may have been Stone B after further attention. The topmost dot is not present on Type II, is minute or absent on Types I and IV, and remains distinct only on Type III. The cross-line is broken or absent, and the line from the mouth is either not present, or represented only by an upward spur from the chin line. Byam⁷ reported a pair cancelled with a "trial postmark" in carmine dated 6 LUG 67, but the cancellation has since been found to be a forgery.

There are four or more stones, Byam's D and E and two more, that also appear to have come from the foregoing original stone. The state of the unwanted *wau* is like Stone C, the topmost dot is present on Types III and IV, but absent on Types I and II, the cross-line on Type IV is usually quite apparent, and the line from the mouth is either invisible or fragmentary. The belief that four or more stones are represented is based on the observation of the number of constant plate varieties; Byam noted more than 50 of Type IV and Feltus has reported 123 more. Stamps from these four stones make up the commonest multiples of the 1pi. The gum is tinted and crinkled.

The stones A through E (plus F and G +?) correspond to a plausible sequence but the two remaining stones do not fit in. They were therefore designated Stone X and Stone Y by Byam. Stone X stamps show none of the characteristics of the original stone used to make Stones D and E (F, G). They are typically in a bright brownish scarlet shade and are recognizable from this feature by itself. The unwanted *wau* and the line on the chin on Type IV are entirely absent. The cross-line on Type IV is either broken or missing. The topmost dot is either absent or represented by a speck (on Types III and IV). A difference from all other stones is the presence of guide marks, just outside one corner of most stamps, like the die proofs (the marks resemble a + sign, but are sometimes punched out by the perforations). Stone X stamps are generally without gum, but a few have smooth, colorless gum. They are rarely found used. The pseudo-watermark is nearly always inverted.

Stone Y appears to be derived from a third original stone on which neither the unwanted *wau* nor the topmost dot was present. Type IV shows no line on the chin, and where the cross-line would be there are only small projections.

It can be seen that single stamps from Stones A, B, and X can be identified with some confidence, but it may not be possible to identify those from the other stones with certainty, especially if they are not of Type IV. The characteristics are summarized in the Table below.

Little needs to be said about the 2pi. and 5pi., for there is evidence only for one stone for each. Unused copies all have smooth, colorless gum. It can be concluded that there was no need for a second printing in 1869 and that the shades represent different batches of ink used in the 1867 printings.

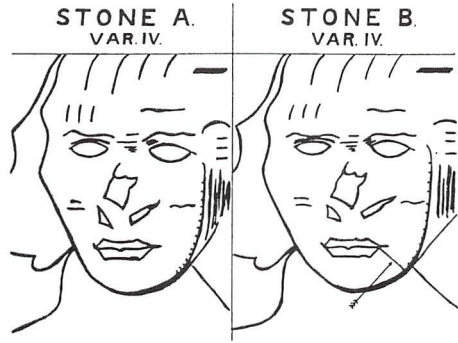


Fig. 14 Stone B, Type IV, line on chin.

1 PIASTER: CHARACTERISTICS OF THE PRINTING STONES (according to Byam)

Stone	Unwanted <i>Wau</i>	Fourth (top-most) dot				Cross-line on T. IV	Line from mouth to chin on T. IV	Corner guides
		T. I	T. II	T. III	T. IV			
A	distinct remains	yes	yes (usually smudged on all types)	yes	yes	yes (often broken)	no	no
B	fragments on T. I, II, IV	yes (often small)	yes (often small)	yes	yes	yes	well marked	no*
C	traces	trace or absent	no	yes	trace or absent	usually broken	broken	no
D	dot on T. II, specks on some T. I & IV	no	no	yes	yes	usually distinct	broken	no
E	dot on T. II only	no	no	yes	yes	usually distinct	broken	no
X	entirely absent	no	no	fragment	traces	broken	no	yes
Y	entirely absent	no	no	no	no	traces	no	no

* A small number of stamps that appear to be from Stones B or C also have corner guide marks. It is uncertain if they are from an otherwise unidentified stone, or from a stone (B or C) that was built up using an intermediate stone of 40 subjects having corner guide marks only at the outer corners of the block of 10x4. Multiples that might elucidate the situation no longer exist.

Printer's Waste

The 20-para and 1-piaster values exist with double impressions and printed on both sides, imperforate or pin-perforated, typical of printer's waste. They are not at all rare, but are of some interest. The 20pa. in both myrtle green and bright green most commonly occurs printed on both sides with double impression on one. The bright green 20pa. also exists with triple impression (one side only). These varieties are always without gum and are uncanceled.

The 1-piaster waste varieties are imperforate and some have gum; they are sometimes found "cancelled" with a forgery of the Type V date-stamp of Cairo, in some cases tying the stamp to piece or cover. The examples I have seen have a normal single impression from Stone A on one side, and a lightly inked double impression on the other.

Plate Varieties^{7, 11}

In general, every position on the sheets shows some variation, however minute. There are some varieties, however, in the form of pronounced flaws or retouches, that deserve special mention.

The best known variety of the 5pa. is the "chain", a drooping, chain-like line that extends from the end of the top Arabic inscription, across the column to just inside the frame of the adjacent stamp on the left (Fig. 15). It occurs on position 30. Flaws in color also occur on position 14 (a large spot inside the upper left shoulder of the oval), position 144 (a round flaw interrupting the colorless part of the oval at the left), and position 180 (a spot in the shading to the right of the top of the pyramid). There is also a colorless flaw on the upper left part of the P in the left value tablet (position 127).

The 10pa. exhibits a colorless flaw near the top of the obelisk. It has been called "the dropped signal" (Fig. 16); it occurs only in the 1869 printing, in a position not determined.

The 20pa. exhibits two nice flaws (Fig. 17). One, dubbed "the flying bat", partly obliterates the numeral '2' on the left (1867 color). The other,



Fig. 15 The "chain" flaw of the 5 paras, position 30.



Fig. 16 The "dropped signal" flaw of the 10pa., 1869 printing.



Fig. 17 Plate flaws on the 20 paras.

- a 'flying bat'
- b cartwheel on Type I stamp



known as “the cartwheel”, is presumed to be a palimpsest from a previous use of the stone (1869 color). There are actually two of them, each in the form of a small circle enclosing ‘spokes’, on the lower right part of the lower left value tablet. The more pronounced one is on a Type I stamp; the other is on a Type III stamp.

There are a number of flaws on the 1pi.; some representatives are shown in figure 18. The “broken obelisk” is the best known and most spectacular but the “moon” flaw (Stone X) is equally prominent.



Fig. 18 Some plate flaws on the 1 piaster.



Fig. 19 2 Piaster, before and after retouching the bottom panel.

The 2pi. features the only apparent retouch on the issue. The bottom inscription of position 130 was originally flawed but the fault was not noticed until part-way through the printing. The inscription was repaired and printing continued (Fig. 19). Another possible retouch involves a large part of the top inscription¹². Only one example has been reported and neither its position nor its status is known. A colored plate flaw, known as the

“worm track”, occurs in the top panel on position 162 (Fig. 20).

The most prominent flaw on the 5pi. is in the form of a firmly printed extra dot in the letter *kha* in the middle word in the bottom panel⁹ (Fig. 21), but some lesser colored flaws are known. Their positions have not been determined.



Fig. 20 2 Piaster, “worm track” in top panel (position 162).



Fig. 21 Extra dot on the 5 piasters.

Multiples

Unused blocks of the 5pa. and 1pi. (Stones D, E, F, or G), as large as part-sheets, are reasonably available, and used blocks of 4 are not extremely difficult to find. Blocks of the 1867 10pa. are rare, but one of 12 is known. I do not know of any larger than 4 of the 1869 printing. A number of blocks of the 20pa. value are known, mostly in myrtle green, the largest being a block of 32. Used blocks of this value are rare. The 2pi. is probably the rarest denomination in blocks of the normal stamp, but imperforate blocks, some considerably larger than 4, are not difficult to find. The 5pi. is also a rarity in blocks of 4, but even used blocks exist.

The easily separated perforations are responsible for the poor state of many of the blocks of this issue, and for the great scarcity of examples with attached sheet margin.

Uses

The several denominations of the Second Issue served the same purposes as those of the First Issue. There was only one additional use: the rates under the Austro-Egyptian Postal Agreement of 1869. Most letters from interior Egypt carried by this arrangement required $2\frac{1}{2}$ pi. or $3\frac{1}{2}$ pi. postage, thus generating a new use for the 20-para stamps. Examples are not rare, but they are in demand. The 5pa. used alone on a newspaper is probably the most difficult use to find, but even use of multiples to make up other rates is rare. The 5pi. used alone or in multiple is also highly valuable on cover, but there seem to be more of them about than of the 5pa.

Bisection¹³

Foremost among the possible bisections is the 1869 10 pa., divided diagonally, used for the 5pa. newspaper rate¹⁰. It was officially authorized from November 17th 1871 for use during a shortage of 5pa. stamps just before the Third Issue was introduced, and continued in use well into the next year¹⁴ (latest known, January 20th)¹¹. Most surviving



Fig. 22 Bisected 10pa.

examples are on the newspaper *La Trombetta* (Fig. 22), and matching the date of the cancellation with the date (or serial number^{13, 15}) of the banner head is a useful check against forgeries.

The 1867 10pa. is also reported³ to have been bisected for such use, but I have yet to see a genuine example. The 1pi. is said to have been bisected to pay the 20pa. fee for receipts for money orders, etc., but such use was not formally authorized, and I have not seen a convincing example.

Cancellations

For about the first year, stamps were cancelled almost exclusively with date-stamps of Type I (POSTE VICE-REALI EGIZIANE). The *retta* was no longer used for ordinary cancellation, and its use on Second Issue stamps is rare. The years 1868 and 1869 brought several changes. A date-stamp inscribed REGIE POSTE EGIZIANE (Type II) was introduced at most offices in mid-1868 and continued in use until mid-1869. Eventually, the word REGIE was ordered removed, and a gap was left. These two types of date-stamp are uncommon for Alexandria and Cairo,

and scarce to rare for other offices. They were replaced in late 1869 by Type III (V.R. POSTE EGIZIANE), which remained in use to the end of the issue. An exception is SCIBIN EL COM, which had an individual type of date-stamp, inscribed POSTE V.R. EGIZIANE, from 1870.

Another event of 1869 was the completion of the Suez Canal, with the consequent acquisition by the Egyptian Post Office of the several construction camp post offices from the Suez Canal Company (Chapter XXXV). Four of these used the date-stamps ordered by the Suez Canal Company before the Company's service was closed down, but not received until afterwards: Raz el Ech, Kil. 34, Kil. 83, and Chantier VI. Examples are very scarce to rare. Pen cancellations were used in June and July at two of the Canal sites (Chantier VI and El Gisir).

Still another postal event of 1869 was the expansion of the Khedivial Mail Line's itinerary to include, in addition to Constantinopoli, Smirne, and Gedda, a new group of ports in the Ottoman Empire, along the coasts of Syria, Cilicia, Thessaly and Macedonia, and on some of the Aegean Islands and in the Dardanelles (Chapter XXX). Cancellations

of the post offices opened in the Egyptian consulates are an exceptionally interesting aspect of the Second Issue. These offices were: Dardanelli, Galipoli, Cavala, Lagos, Salonicchi, Volo, Tenedos, Metelino, Scio, Mersina, Alessandretta, Latakia, Tripoli, Bairout, and Iaffa (the Italian spellings, as used in the date-stamps, are used here). In addition to date-stamps (mostly Type III), some of these offices used temporary intaglio seal cancellations, inscribed in Arabic. Two offices, Suakim and Massawa, on the Red Sea coast, were also opened in 1869; their cancellations (Type II or intaglio seals) on the Second Issue are rare.

A special type of cancellation was introduced in 1868 for use at the post office counters. These were in a keyhole pattern, double circles inscribed POSTE EGIZIANE with CASSA in an appendage at the bottom (Types Cas-1 and Cas-2). Their use was confined almost exclusively to the cancellation of receipts, and they are nearly always found on 20pa. stamps (occasionally on pairs of the 10pa. or blocks of the 5pa.).

The opening of post offices in the stations along the Ramleh Tramway, east of Alexandria, was the occasion for the introduction of yet another type of date-stamp, inscribed POSTE KHEDEUIE EGIZIANE (Type IV), about 1871.

A dateless circular cancellation, a double circle with an outlined crescent and star in the center, inscribed the same as Type I, is a rare marking known for Desuk, Alexandria, and Gedda. Intaglio seals in Arabic, which are also dateless, were used briefly as a provisional measure at several newly opened interior offices: Minie, Benha, Abu Hommus, Fashn, Faium, and Suakim in the Sudan. Intaglio seals inscribed in Italian were also used at Suakim and Massawa. At two offices, Fescne and Minie, a straight-line cancellation had very brief provisional use.

Adventitious cancellations should be mentioned. These are mostly of foreign mailboats or ports of arrival (Chapter XXXII). Second Issue stamps also exist cancelled with obliterations of the British, French, Italian, Greek, or Russian consular post offices; all are scarce to rare. Another group of adventitious cancellations consists of instructional markings, such as RACCOMANDATO, AFFRANCATURA INSUFFICIENTE, not normally intended for cancellation use. An apparently maritime cancellation, a horizontal rectangle inscribed FRANCO across the top, and Arabic for "fee paid" across the bottom, may also be considered adventitious.

Mixed franking on outgoing mail was possible with the stamps of the various consular post offices in Egypt: Austrian (stamps of Austrian Levant), British, French, Greek, Italian, Russian. All of these possibilities are known with the exception of the last. Mixed franking with stamps of Austrian Levant is rarer than one might at first suppose because the need for it was removed by the Austro-Egyptian Postal Agreement of 1868. Mixed franking on ingoing mail was possible with still other countries, such as German States and the United States, but examples are extremely unusual.

For further details see Chapter XXVII.

Forgeries^{17,18,19}

All values of the Second Issue have been forged numerous times. At least one of the forgeries dates from close to the period of currency of the Second Issue, but there is no evidence that any was intended as a postal forgery.

The commonest forgeries, which must have been produced in large quantities, are those of Spiro (Hamburg) and of Fournier (Geneva). Most of the forgeries are readily

detected by details of the design, the gauge of the perforations, lack of watermark, shade, and, if used, by bizarre cancellations (grids, concentric circles or rectangles). However, there is one dangerous forgery of the 5pi. that turns up over and over again, and from time to time it fools even the major auction houses. The perforation and pseudo-watermark are correct. The color is a light brown that is more yellowish than any of the genuine shades, and the design differs in subtle details, having the effect of altering the expression of the sphinx (Fig. 23). The paper has a straw tint, in contrast to the genuine stamps, which are on paper that is quite white, and the gum is slightly yellow or pale tan. It was apparently derived from a single die or drawing (thus there are not four Types), and was printed in sheets of 30. It does not stand up to comparison with the four Types of the genuine. However, the forgery is most simply and certainly recognized by the fact that it is smaller than the genuine (18.75x23.5mm vs. 19x24mm). The most reliable way to detect the discrepancy in size is to use a cheap 1-piaster stamp as a template for comparison, rather than relying on a rule. Among other differences from the genuine may be mentioned the feature that the bottom of the sphinx's wig on the west is level with the base of the pyramid, whereas on the genuine it is clearly above it.




Fig. 23 A dangerous forgery of the 5 piasters and a genuine, overlaid.

The so-called Sellschop fantasies²⁰ (Chapter XLI) should be mentioned here. They are garishly bicolored imitations of the design, sometimes falsely represented as essays, inscribed POSTE EGIZIANE where the column and obelisk should be.

Covers have been forged using genuine stamps; a forged Type I date-stamp was often used²¹. It is the bisects, however, that have commanded most of the attention of forgers. Typically, they are on pieces of plain paper instead of newspapers, although the more dangerous ones are found on printed papers. Nearly all genuine ones are on the newspaper *La Trombetta*, parts of the name of which, in large capitals, appear to the left of the bisected stamp. The year in the Type III date-stamp used for cancelling the genuine bisects is always in four digits. The most abundant forgeries have a Type V date-stamp of Cairo, with the year in only two digits. This is the same forgery that has been used on

printer's waste and on forged covers of later issues. A date-stamp of an office other than Alexandria or Cairo is an almost certain indication of forgery.

References

Special Acknowledgement

I am grateful for consultation and insight provided by Peter R. Feltus.

1. J.B. Moëns, *Timbres d'Égypte et de la Compagnie du Canal de Suez*, Brussels, 1880.
2. (G. Khayat?), *L'OP* No. 6, 3-5, Oct. 1930.
3. G. Khayat, *L'OP* No. 5, 4-6, July 1930; A. Mazloum, *ibid.* No. 82, 67-9, Apr. 1953.
4. C. Minett, *QC VII* (5), 71-2 (whole no. 77, Mar. 1971).
5. P.A.S. Smith, *QC VII* (8), 124 (whole no. 80, Dec. 1971).
6. P.R. Feltus, *ET* 2, 119 (Sep./Oct. 1970).
7. P.A.S. Smith, *L'OP* No. 116, 523-4 (Oct. 1965/Jan. 1966).
8. W. Byam, *LP* (Jan., Feb., and Mar. 1938); reprinted in *L'OP* No. 114, 393-411 (Oct. 1964/Jan. 1965).
9. T. Dacos, *QC XI* (4), 81-2 (whole no. 119, Sep. 1981).
10. P.A.S. Smith, *QC VI* (10), 108-11 (whole no. 70, Mar. 1971).
11. P.A.S. Smith, *L'OP* No. 117, 614-16 (Apr. 1966/Jan. 1967).
12. G. Piperno, *QC X* (10), 287-8 (whole no. 114, June 1980).
13. J. Boulad d'Humières, *L'OP* No. 100, 723-4 (Jan./Apr. 1959); *SBZ* 1959 (Feb.); W. Byam, *THAMEP* 2, 389 (July/Aug. 1958).
14. A. Mazloum, *L'OP* No. 78, 359-62 (Apr. 1952).
15. A. Mazloum, *L'OP* No. 81, 37-8 (Jan. 1953); A.L. Cicurel, *QC V* (3), 35 (whole no. 51, May 1958).
16. J. Boulad d'Humières, S. Ringström and H.E. Tester, *The Private Ship Letter Stamps of the World. Part 3: The Suez Canal Company*. Leonard H. Hartmann, Louisville, Kentucky, 1985. pp. 61-7, 101-8.
17. A. Dazzi, *L'OP* No. 7, 30-1 (Jan. 1931).
18. G. Garrett and K.D. Knight, *ET* 6, 118 (Sep./Oct. 1974).
19. G.T. Houston, *ET* 7, 82-3 (July/Aug. 1975).
20. G.M. Dorman, *CinP* 29, 94-9 (Oct. 1989); 30, 32 (Apr. 1990); P.A.S. Smith, *ET* 3, 2 (Nov./Dec. 1970).
21. J. Boulad d'Humières, *Les Feuilles Marcophiles*, No. 185 (Third trimester, 1971), 12-14; *L'OP* No. 125, 93-104 (Apr. 1972).


Appendix

The Four Types

Note: The following descriptions identify only a few of the characteristic features of each Type.

5 Paras

- Type I.** a. P of PARA in the upper right corner has a larger head than in the other corner.
 b. In the bottom panel, the second dot from the left does not touch the line above.
 c. In the top panel, the second Arabic letter from the left, *ra'* (ر), crosses the frame line below it (in the other Types, it only touches the frame line).
- Type II.** a. The second A of PARA on the left is quite narrow.
 b. In the top panel, over the Arabic word at the right (thus the first word), the left dot is lower than the other two.
 c. In the bottom panel, the second dot from the left almost touches the frame line above it.
- Type III.** a. The numeral 5 at left is smaller than on the other types, and is tilted slightly to the left.
 b. The solid background to PARA at left is wider to the right than in the other Types.
- Type IV.** a. The second A of PARA at right is narrower than in the other Types.
 b. The two numerals are situated higher in their panels than in the other Types (i.e., there is more solid background below them).



10 Paras

- Type I.** a. In the top panel, the right-hand Arabic word (thus the first word) has three dots above it, of which the left one is higher than the others.
 b. The numerals 1 are both somewhat narrow.
 c. The top of the pyramid touches the frame line above.
- Type II.** a. In the bottom panel, of the four dots above the right-hand Arabic word, only the trio is present and the single dot is missing (also on Type IV).
 b. In the right-hand word PARA, the cross-bar of the first A is weak or missing.
 c. The 0 of the left 10 is mis-shapen, such that the center has a slight projection at its bottom right.
 d. The 0 of the right 10 is wide and squared off at the bottom.
 e. The second A of PARA at the right is wider than in the other Types.


Type III. a. In the top panel, of the three dots over the right-hand Arabic word, the left-most is lower than the others.

b. The numerals 1 are both thicker than in the other Types.

c. The summit of the pyramid is quite clear of the frame line.

Type IV. a. Like Type II, feature a.

b. The second A of the left word PARA is quite narrow.



20 Paras



Type I. a. In the left panel, the shaft of the Ionic column is centered to the left of its capital and pedestal.

b. In the bottom panel, the second dot from the left touches the frame line above it.

Type II. a. The numerals 2 are narrow and tilt to the left.


b. In the right-hand word PARA, the P and A are spaced apart.

c. In the bottom panel, the three dots above the right-hand word are farther to the left than in the other Types.

d. The summit of the pyramid is clear of the frame line, unlike the other Types.

- Type III.** a. The second A of the right-hand word *PARA* is narrow and close against the right.
 b. In the top panel, the second dot from the left is closer to the stroke below it than on the other Types.
- Type IV.** a. At the upper left of the 2 in the right corner is a small colorless dot.
 b. In the left word *PARA*, the sloping leg of the R is thick and broken.
 c. In the top panel, the letter *ya'* (ي) does not touch the frame line below, unlike the other Types.

I Piaster



- Type I.** a. The obelisk is centered within the panel.
 b. In the bottom panel, the letter *alef* (ا) is farther from the letter to its left than in the other Types.
 c. The base of the pyramid is clear of the oval frame on both sides, and is separated from it equally at right and left.
- Type II.** a. The obelisk is centered to the left.
 b. The Ionic column is centered to the right.
 c. In the bottom panel, the central letter *sheen* (ش) almost touches the frame line above it at its right-hand tip.
- Type III.** a. The obelisk is centered markedly to the left.
 b. In the bottom panel, the letter *ghain* (غ) is larger than on the other Types, and its dot is almost joined to it.
 c. In the top panel, of the three dots above the right-hand word, the left one is higher.
 d. In the top panel, the right-most dot touches the frame line at its left.
- Type IV.** a. The obelisk is slightly centered to the left.
 b. In the top panel, the three dots above the right-hand word are at the same level and are equally spaced.
 c. In the top panel, the *ra'* (ر) of *misry* slopes down to touch the frame line below it.
 d. The right-hand side of the base of the pyramid is clear of the oval frame.

2 Piasters

- Type I. a. The obelisk is wider and shorter than in the other Types.
 b. There is a colored flaw in the colorless oval frame below the Sphinx.
- Type II. a. The P is centered to the right.
 b. The right-hand, shaded face of the pyramid is narrower than in Types I and III.
 c. The pedestal of the Ionic column is shorter than in the other Types.
 d. In the bottom panel, the right-hand word slopes downward to the left.
- Type III. a. The base of the pyramid is farther from the frame at the left than in the other Types.
 b. The base of the obelisk is narrower than in the other Types.
 c. On the obelisk, the top-most hieroglyph shows as a horizontal line.
 d. The colorless oval is noticeably wider at the bottom than in the other Types.
- Type IV. a. Like feature a of Type II.
 b. The summit of the pyramid is clear of the oval frame, unlike the other Types.
 c. The base of the pyramid is centered within the oval and is equally clear of it at right and left.
 d. In the bottom panel, the left-most Arabic letter, *noon* (ن), almost touches the frame line below it.
 e. In the bottom panel, the right-hand word is nearly parallel to the frame line below it.



5 Piasters

- Type I.** a. In the top panel, of the three dots above the right-hand word, the left one is higher than the middle one, and the right one is lower.
 b. In the top panel, the *ra'* (ر) of *misry* slopes down to touch the frame line below it, unlike the other Types.
 c. In the bottom panel, the left-most letter, *sheen* (ش), almost touches the frame line below it.
- Type II.** a. In the bottom panel, the top dot of the *sheen* (ش) touches the frame line above it.
 b. In the bottom panel, the dot over the letter *ghain* (غ) touches the frame line above it.
 c. The right-hand numeral 5 is situated to the left of the solid background.
- Type III.** a. The right-hand numeral 5 is thinner than in the other Types.
 b. Like feature c of Type I.
- Type IV.** a. The oval frame is not centered, being farther from the rectangular frame lines at the right and bottom.
 b. Like feature c of Type II.
 c. The Ionic column is centered to the right of its pedestal.

