

The Quarterly Circular of THE EGYPT STUDY CIRCLE



March Quarter 2025 – Vol XXV No 9 – Whole Series No 292 – Pages 193-216

CONTENTS

AGM notice / Officers 193, Obituary / Members' Matters 195

ARTICLES

Beginners' Corner – Palestine overprints	David Ogden	p.194
Proofs and dies of the Second Issue	Ramez Atiya	pp.196-200
A postcard's place in the hunt for Emin Bey	Michael Knaubert	pp.201-205
Story of the stamp: Talaat Harb / Banque Misr	David Ogden	p.206
Postmarks of the French POs in Egypt 1837-1931	Pierre Louis Grech	p.207-213
Samuel Shephard retires to England	Richard Wheatley	pp.214-215
Why I collect Egypt	Ronny Van Pellecom	p.216

Coming soon – Nile Post Mark II

**... but don't overlook 2025 subscriptions and
your vote for the MacArthur Award**



Egypt and Sudan

Thinking of buying? Nothing but the best, specialist material always available at the most competitive prices from these two fascinating sources. Retail for proofs, classic stamps and postal history of the world.

Thinking of selling? Quality stamps, proofs and rare postal history always required for stock or on a confidential private treaty basis.

**CLONFADDA, MACROOM, P12 RV08, Co. Cork, IRELAND
Telephone +44 7771 731733 toddytripzinc@gmail.com**

Annual Meeting on May 10, Birmingham

IMPORTANT. Our AGM is planned for 11am on the Saturday (May 10) of the EuroPhilEx exhibition (see inside back page). This is a crucial meeting, with many decisions to be made that will affect the Circle and its future. We urge all members to attend: it is important that as many as possible can give their view.

EGYPT STUDY CIRCLE OFFICERS

President	John Davis , Church View Cottage, Church Rd, Upton Snodsbury, Worcs WR7 4NH john.davis2@btinternet.com
Chairman/Meetings Secretary	David Ogden , 6 Golding Close, Rochester, Kent ME1 2QY davidogden58@yahoo.com
Webmaster/Librarian	Neil Hitchens , 46 Rosslyn Park, Oatlands Village, Weybridge, Surrey KT13 9QZ n.hitchens@btopenworld.com
Secretary/Editor	Mike Murphy , 11 Waterbank Road, Bellingham, London SE6 3DJ egyptstudycircle@hotmail.com
Treasurer/Auctioneer	Sami Sadek , The Oaks, 19 Sinah Lane, Hayling Island, Hants PO11 0EY sami.sadek@ntlworld.com
Facebook co-ordinator	Hani Sharestan , 33 Monrovia, Irvine, CA 92602, USA me3alem@aol.com
North America Agent	Trenton Ruebush , 324 Sunset Creek Circle, Chapel Hill, N Carolina 27516, USA tkruebush@gmail.com
Antipodean Agent	Tony Cakebread , 82A Messines Road, Karori, Wellington 6012, New Zealand cakebread@xtra.co.nz
Egypt Liaison	Ali Abdelmegeid , 19 Said Zulfiqar St, Flat 4, Manial El-Roda, Old Cairo 11431, Egypt abdelmegeid2004@yahoo.com
Committee	Vahe Varjabedian , 6 Mohammed Galal St, Apt 61, Heliopolis 11341, Cairo, Egypt vahev@hotmail.com
Committee	Jon Aitchison , Old Tithe Hall, Start Hill, Nr Bishop's Stortford, Herts CM22 7TF jonaitchison.uk@outlook.com
Hon Life Member	Stephen Bunce

Members' Matters

New Members:

- ESC 767 Hatem Helmy Shenouda Gendy**, 60 Aasim bin Ali St, PO Box 37196 Al Mansourah, Doha, Qatar
(Egypt stamps, history, FDCs, dues, postcards, officials, Royal collection)
- ESC 768 Ahmed Ali Almaghraby**, 1 Mohamed Farid St, in front of Al-Fath Mosque, Floor 4 Flat 10, Heliopolis
(Egypt postcards, stamps, history, pre-stamps)
- ESC 769 Roger Waivio, 4420** 85th Avenue N, Pinellas Park, Florida 33782, United States
(British Forces in Egypt, military, postmarks, TPOs)

Address change:

- ESC 702 Christopher C Smith**, 13392 Danube Circle, Rosemount, MN 55068, United States
- ESC 747 Adam Hafez**, Flat 2108, Plot 68/A, Majaz 2, Sharjah, UAE (adam@gritigo.com)

Deceased: ESC 423 Ibrahim Shoukry

Resigned: ESC 755 Michael Lamothe

All contents © copyright Egypt Study Circle, London, and the contributors.

Facebook: facebook.com/groups/EgyptStudyCircle

Website: egyptstudycircle.org.uk



The Eye of Horus - Beginners' Corner 3 - with David Ogden. Today our column aiming to give newcomers to Egypt collecting an insight into its wide-ranging philatelic history looks at a troubled corner of the world where Egypt and Israel have taken reluctant turns in providing postal services

Palestine overprints: You may have seen Egyptian stamps with an overprint reading Palestine in English and Arabic. Some of them in colours varying from the Egyptian originals, they were issued by Egypt for use in the Gaza Strip from 1948 and were available in Cairo as well as Gaza to assist collectors and dealers.

The Gaza Strip, known simply as Gaza, is bordered by Egypt and Israel; it is the smaller of two territories, the other being the West Bank, comprising the State of Palestine. Inhabited mainly by Palestinian refugees and their families, Gaza is one of the world's most densely populated areas. The territory has been under Israeli occupation since 1967.

Boundaries were established while Gaza was controlled by Egypt at the conclusion of the 1948 Arab-Israeli war, and it became a refuge for Palestinians who fled or were expelled at that time. Egypt provided stamps for Gaza – SG catalogues list 180 of them - between 1948 and 1967. Postal services were set up and some Palestine-overprinted stamps released by May 1948.



At first Egypt issued definitives, with airmail stamps featuring King Farouk, and an express stamp, picturing a motorcycle postman. The early stamps overprinted Egyptian definitives of June 1948, both ordinary and airmail, with two types of overprint, narrow and wide.



After the Egyptian republic was proclaimed in 1953 these stamps were released with Farouk's portrait obliterated with horizontal bars. The republican definitive series of 1953-56 was also released with a Palestine overprint. During the 1950s Egypt used the Gaza Strip for guerilla activity against Israel. In the 1956 Suez crisis British, French and Israeli forces were victorious but were compelled by the US and Russia to withdraw from Egyptian territory. Egypt released a 1957 10 millièmes stamp to celebrate their reoccupation of the Gaza Strip proclaiming "Gaza part of Arab nation". The same stamp was issued in the Gaza Strip in new colours with the usual overprint.

The last stamp released by Egypt in Gaza was the 10 millièmes issue in honour of Labour Day in May 1967. Its use was short lived as Israel reoccupied Gaza in June that year. During the 1967 Six-Day War Israel captured and occupied the Gaza Strip, initiating its decades-long military occupation of the Palestinian territories. Stamps of Israel were then used in the area.

After the 1994 Cairo Peace Agreement the Palestinian Authority was allowed limited self-rule and took control of Gaza post offices. Its first stamps, in August 1994, were intended for use only between Gaza and Jericho. But the Authority also took control of post offices in the West Bank in November 1995 and stamps may now be used on mail to Israel and internationally.

● **Online resources.** Trouble identifying your stamp? Try one of these invaluable and easy to use assets: **Stamp Identifier App:** uses image recognition to show country/year details from your photograph. Download it from Google Play or the App Store. **Stamp World:** "the most complete catalogue in the world" with Egypt stamp catalogues. Or try **Colnect**, which illustrates every Egypt stamp issued.

Dr Ibrahim Shoukry (ESC 423): An Appreciation

Entering Dr Ibrahim's tiny stamp room in his Zamalek apartment was much of a jigsaw puzzle – a small desk, a chair for the maestro, a rickety stool for the visitor ... little room to manoeuvre: the space was full of stamps and covers, in envelopes, boxes, folders, spring-back binders, half a dozen projects under way at once.

He loved to set himself new tasks from the panoply of Egyptian philately, always exhibiting new topics, always on the go with the latest fascination. His output was enormous, yet his manner was humble. And generous with his time and his knowledge. For more than 20 years he was the Circle's Egypt Agent, never failing to offer help from his wide-ranging experience.

Dr Ibrahim, who was born in Dokki, Cairo, on January 4 1931, died at 93 after living for more than 50 years in Zamalek. He was Professor of Ophthalmology in the Faculty of Medicine at Cairo University (Kasr el-Ainy). He had a daughter Heba from his first marriage, to Bassima Reda, then married Laila Allouba, a most talented pianist with whom he had a son, Ismail and a stepson (the late) Gamal Khalifa whom he raised as his eldest son. He was mentor to generations of students who saw him as a "godfather" figure as head of department, and enjoyed a long-lasting practice at the Anglo-American Hospital in Zamalek which had to close when the pandemic occurred.



The Zamalek clinic, where he was much loved, is said to have provided a good deal of his philatelic material, with patients apparently offered the opportunity to settle their bill by way of old family envelopes. His interests ranged far and wide, with medals for Rurals, Hotels and TPOs – a special interest - at Cairo 91, followed by De La Rues and Crown overprints at many more meetings around the world. He was justly proud of his Crown overprints, drawing the admission from the late Peter Smith: "They were better than mine."

In his later years his main concentration was on his magnificent "world best" Rural Posts collection, at first enhanced by Dennis Clarke material. It led ultimately to the gold-medal book *Egypt: The Rural Post*, on which I was honoured to collaborate, but which could not have happened without Dr Ibrahim's massive contribution, and eventually to a Gold medal for the covers as well at the European championship Antverpia in 2010.

He might have won Gold earlier but for a fascinating trait which he would not let go: as a datestamp expert he "knew" what every missing letter should look like, and could not stop himself "augmenting" some less than perfect covers by pencilling in the lost element of the postmark. Not something the jury welcomed!

But it was part of Ibrahim. So was his sweet tooth. Often I recall his driving back from a meeting downtown and stopping to call in at the patisserie of the Ramsis Hilton or the Gezireh Palace for a late-night treat to take home. He was a man of integrity and full of passion for his stamps, generous with those who shared his love of datestamps. And with his company. Every ESC visitor was invited to dine at his home; but he was caught out in 2016 when unseasonal heavy rain sent more than the expected four guests to Le Pacha restaurant and finally – to his vast amusement – emergency funds had to be found to settle the bill for 11 hungry foreigners.

I shall remember him as an excellent friend and a knowledgeable and resourceful compendium of Egyptian philately and postal history. He was a warm and good man. We will miss him enormously. **Mike Murphy**



The Study Circle is pleased to welcome Dr Ali Abdelmegeid (ESC 746) to continue in the role so sadly vacated by Dr Ibrahim. He will join the ESC Committee as liaison officer - as in the recent Alexandria exhibition - between ourselves and the Philatelic Society of Cairo, of which he is a board member. abdelmegeid2004@yahoo.com

ESC
welcomes
new liaison
link with
Cairo

Proofs and dies of the Second Issue

Ramez Atiya (ESC 246)

[How Penasson printers of Alexandria produced the dies for Egypt's Second Issue is not addressed in the literature. An extract from the forthcoming Catalogue of the Early Issues gives an account]

Proofs of all values of the Second Issue were printed from working dies of four subjects, types I to IV. One set of the die proofs is in the Egyptian Postal Museum in Cairo. Two other sets were cut up, almost all into singles. Proofs of each die for each value were printed in sheetlets of four in black ink. Note the guide marks at the corners. The image below shows pairs for the 5 and 10 para values cut from two of these sheetlets.




Figure 1 – The Second Issue die proofs

For each value, the image was transferred in a block of four from the working die to the printing stone fifty times to build up the stone of 200 stamps. Whether intermediate stones were employed to duplicate the design or whether 50 transfers were used will be examined in the Catalogue sections dealing with each value.

The production and steps leading to the working dies require examination in the context of methods available in the 19th century.

From the die to the stone

Each of the proofs shown in *Figure 1* was printed on thick paper directly from the steel die. This allows us to determine if the printing surface was line engraved (intaglio) or if surface printing was used. In intaglio printing, the die is engraved and the engraved, recessed lines filled with ink.

Paper is then placed over the printing surface. Pressure is applied, forcing the paper into the engraved lines to absorb the ink. The printed image consists of raised lines of colour on the paper (*Figure 2*). No such raised lines appear on any of the proofs (*Figure 1*) examined.

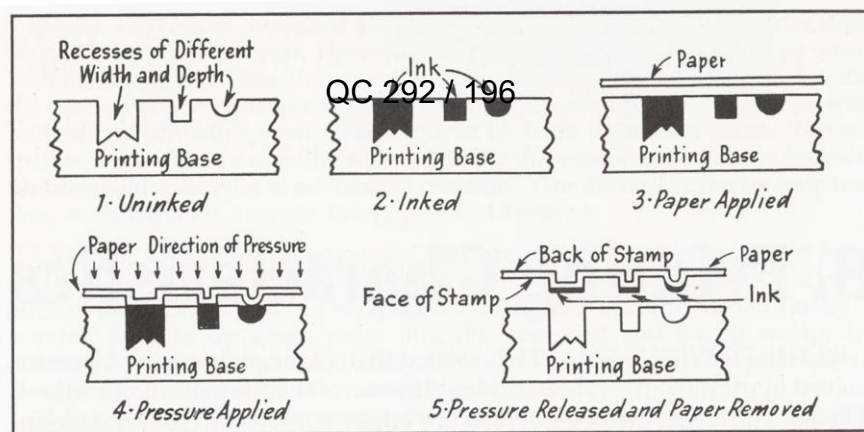


Figure 2 – Line Engraved Printing (From LN William, The Fundamentals of Philately)

We conclude therefore that the proofs were produced using surface printing (*Figure 3*). It is possible that the images were transferred to a lithographic surface from which the proofs were printed. However, the fine lines are very sharp, a characteristic of direct printing from a metal die rather than a lithographic stone. In surface printing the ink is applied to the raised lines (*Figure 3*).

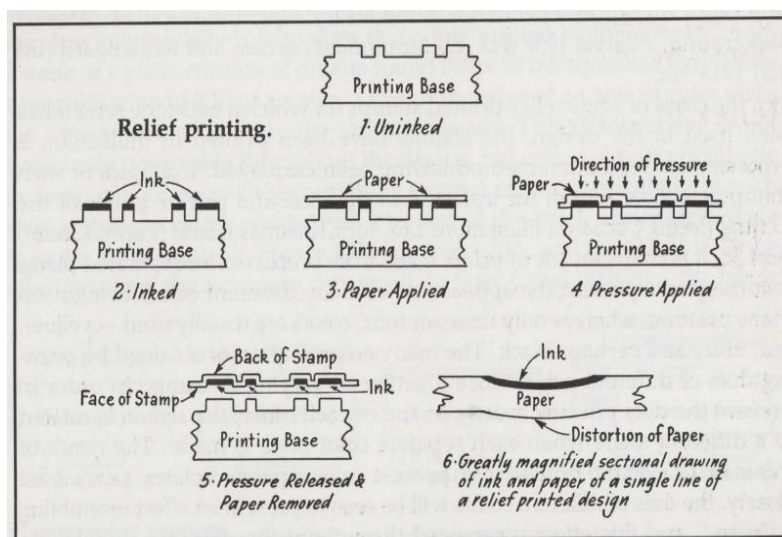


Figure 3 - Surface Printing (From LN Williams, The Fundamentals of Philately)

How then were the surface printing dies produced? The most direct method is to remove metal, leaving only the raised lines required for inking. However, removing metal with sufficient precision to leave only the fine lines in the oval vignette, the column and the obelisk is an almost impossible task. The standard procedure used to produce a surface printing die is more indirect. It involves a sequence of dies and “punches” leading to the final die showing all four types from which the proofs in *Figure 1* were printed. Although documentary data is absent, reconstructing the steps leading to the dies from which the proof blocks (*Figure 1*) were printed can be reconstructed with reasonable confidence.



Figure 4a - Intermediate die proof - 5 para, type III



Figure 4b - Intermediate die

A key to the preliminary die is the proof shown in *Figure 4a*. The corner guide marks indicate that it was printed from a single die and not from a die comprising four images. It is type III, implying that the die was definitely one leading to the four-image die and informing us that four individual dies were produced, one for each of the four types. The digitally reconstructed die from which the proof in *Figure 4a* must have been printed is shown in *figure 4b*. It is of course the mirror image of the printed proof. Since it is a surface printing die, dark lines are raised, white areas are below printing height (*Figure 3*). Ink is applied to the raised lines.

The thin lines of the background in the oval vignette, the minuscule dark spots on the obelisk, the shading in the column, and the fine lines (cross-hatching) on each side of the obelisk and column must then all be raised lines or “ups” on the die so as to print in black. The most direct way to produce the die is to remove all the metal around the ups. It is almost inconceivable that the engraver would have been able to remove the metal around each of the hieroglyphs on the obelisk. How then could the die have been produced?

A standard method pre-dating the 19th century is the use of a “punch”. First, a tonally negative and mirror imaged die is engraved, as digitally reconstructed and shown in *Figure 5*. It is the tonal negative and mirror image of the die shown in *Figure 4b*. The original die lacks the corner values and the Arabic in the upper and lower panels. As in the intermediate die, the dark areas are ups (areas raised to printing height) and the white are downs (below printing height). Such a die can be readily engraved. To engrave the hieroglyphs requires only that tiny bits of metal be removed with an engraver’s pick. The thin lines behind the Sphinx and pyramid are likewise easily produced with a ruler and a sharp engraver’s tool. The die is then hardened by heat.

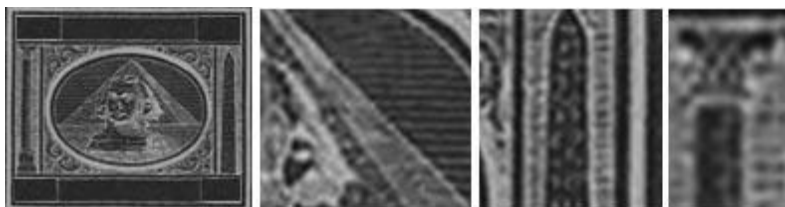


Figure 5 - Original die

Work then proceeded to complete the original die. First, the corner denomination and PARA were inscribed. These would eventually be recessed or below printing height as can be seen on the die in *Figure 4b* and eventually on the stamp itself. These inscriptions were carried out by removing the metal around the numerals “5” and the “PARA”, leaving them as “ups”. That they were individually inscribed is supported by the observation that the numerals and the inscriptions are different in each position and on each of the four types; this would not be the case if “plugs” for instance had been used.

The intermediate die shown in *Figure 4b* was then struck from the modified original die. The hard steel original die was juxtaposed face to face against a block of soft steel, referred to as the “punch”. The design was transferred by placing the juxtaposed pair in a coining press or some similar device, where the great pressure generated forced the design on the hard original die into the surface of the punch. The recessed lines, the downs on the original die, were pressed into raised lines or ups on the punch. The result would have been the die shown in *Figure 4b*. Note how the hieroglyphs which were easily engraved as downs on the original die become ups on the intermediate die. These print as minuscule black line and dot hieroglyphs. The same applies to all the fine raised lines which print in black from the intermediate die. The transfer to the punch converted every recessed line in the engraved printing base (*Figure 2*) into a raised line surface printing die (*Figure 3*).



Figure 6 - Complete intermediate die

The denominated original die was then further modified by inscribing the Arabic labels in recess into the upper and lower panels. The completed original die, now denominated and inscribed in Arabic, was then hardened to strike yet another punch. Placed in a coining press against the punch, the application of pressure would then have resulted in the second intermediate die shown below. It is a tonal opposite (i.e. the downs are converted to up and vice versa) and is the mirror image copy of the complete original die. The punch was then hardened by heat. No surviving print from this die has been reported. In fact the only print from an intermediate die that is known to us is the one in *Figure 4b*, the die from which the entire sequence is inferred.

Four such dies were prepared, one for each of the four types, then assembled and locked together as a single block of four. A punch of the appropriate size was then juxtaposed face to face against the block of four and placed in a coining press. The full image of the block of four was then transferred to the punch by the high pressure of the coining press. The result is shown in *Figure 7* with types I, II, and IV shown symbolically. The four types are tonally negative and mirror imaged.

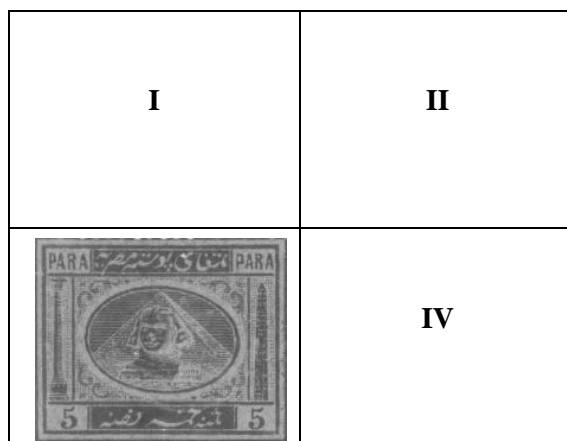


Figure 7 – The four types assembled into the preliminary die

The final step is to transfer the preliminary die into the working die. This is carried out in the usual way, by means of a punch. The preliminary die and the punch are juxtaposed face to face in a coining press and the “ups” of the preliminary die transferred into “downs” on the punch, and the “downs” to “ups”. The transferred design is tonally opposite (now normal) and inverted. Once hardened, the result is the working die (*Figure 8*). The proofs of *Figure 1* are printed from the working die. Note that it is a surface printing die (*Figure 3*).

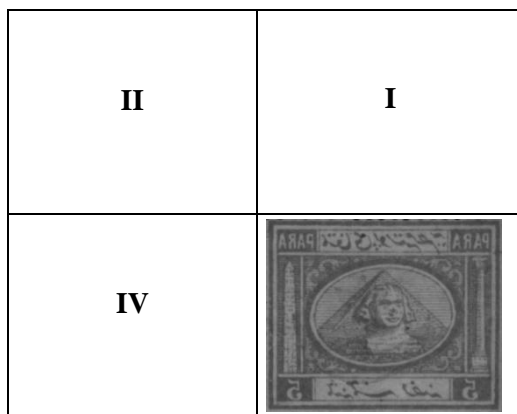


Figure 8 – The working die

Finally, the stone is built up from the working die of four subjects. First, ink is applied to the die. Transfer paper is laid face down on the die to pick up the ink (*Figure 9*) and is then applied face down on the stone (*Figure 10*). Assuming that the stone was built up by transferring one block of four at a time, 50 transfers would complete the stone of the 200 subjects. *Figure 10* shows a block of four on the stone after the transfer.

It is tonally positive, but mirror imaged. When the sheet is applied to the inked stone, the image will be reversed again to the correct orientation (*Figure 11*).

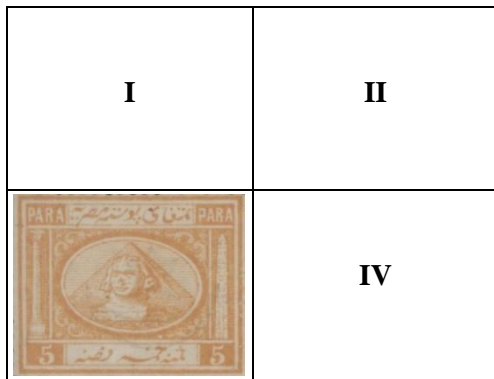


Figure 9 - Image on transfer paper

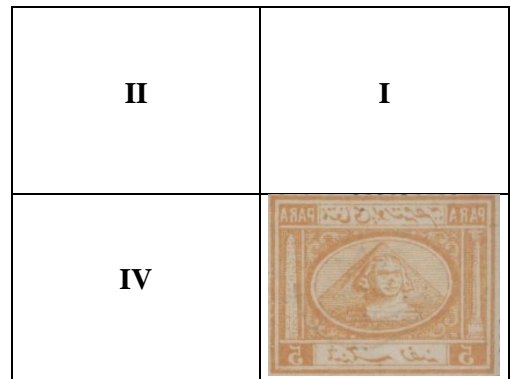


Figure 10 - Image on the stone



Figure 11 - The final result (positions 1-40)

The final point: The central image on each of the four types and from one value to the next are so alike that one must ask if they were punches from a single die. The answer is in the negative. It is a testament to the skill of the engraver, Frederick Hoff, that near identity was achieved. A detailed examination of the obelisk shows that 24 different dies were produced for the four types of six values.

The cross-hatching and even the “hieroglyphs” are different for different types (5 para types II and IV) as well as for different values. The same applies to the column and the oval vignette. For each value, each working die was produced from four separately engraved original dies. The working dies for different values do not share any common elements. Each was produced individually.



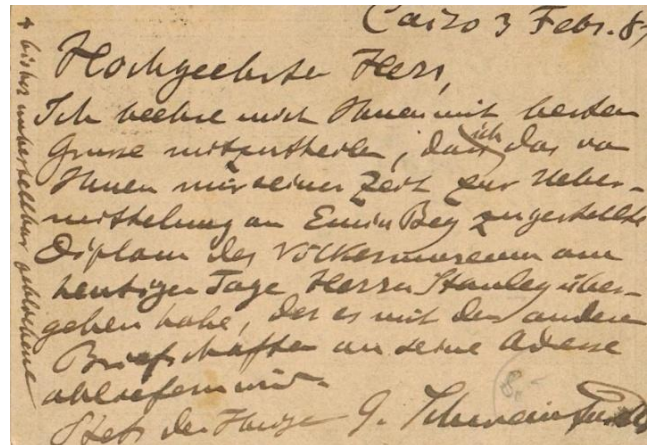

Figure 12 - The obelisk

A postcard's place in the hunt for Emin Bey

Michael Knaubert (ESC 745)

I should like to present fellow members with a fascinating postcard from 3 February 1887 which involved some of the greatest names in African exploration and proved to be at the heart of the continent's last, most daring and longest relief operation: the expedition to relieve Emin Bey. Dr George Schweinfurth, the naturalist and Africa explorer, wrote from Cairo to Dr [Hermann] Obst, director of the Museum of Ethnology in Leipzig:

"Dear Sir, I am honoured to inform you that I have today handed the remaining undelivered diploma of the ethnic museum, which you sent to Emin Bey, to Mr Stanley, who is going to deliver it with the other letters to this address. Always yours, G. Schweinfurth".




Schweinfurth's postcard from Cairo to Obst in Leipzig

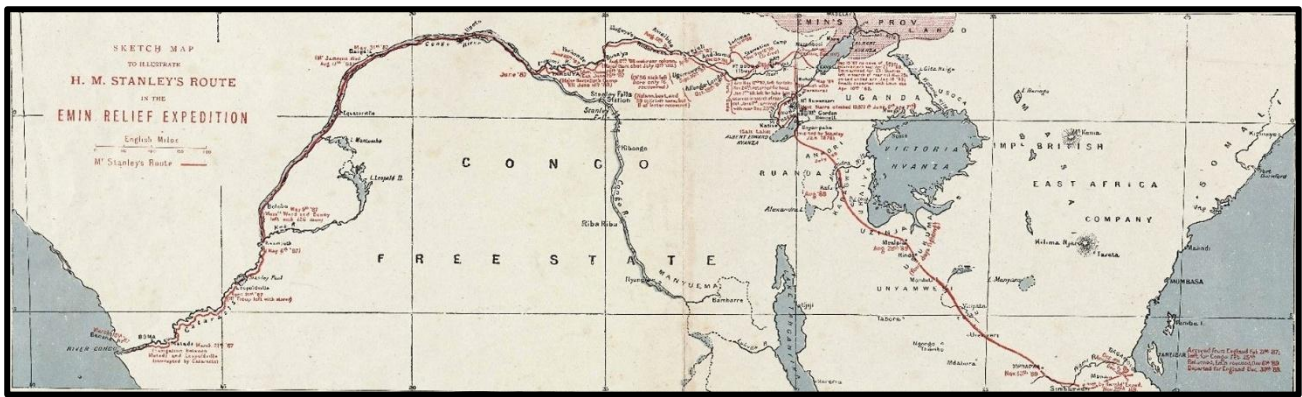
1. Introduction and Biography

Emin Bey's birthname was Eduard Schnitzer. He was born in Germany on 28 March 1840. After medical studies he went into the service of the Ottoman Empire as a quarantine and district doctor in Albania. In 1871 he became part of the personal entourage of Governor Ibrahim Hakki Pasha. Schnitzer travelled the Orient and acquired familiarity with the language and culture. After Hakki's death, he went into the service of the Egyptian government and became district doctor in Equatorial Sudan.

Charles George [General] Gordon gave him a vast number of political missions, which he mastered in excellent fashion, and when Gordon became Governor of Sudan in 1877 he appointed Schnitzer Governor of Equatoria. Emin [Schnitzer] improved the administration and economy, tried to abolish slavery, and conducted scientific trips on the Upper Nile. During the revolution of the Mahdi, Muhammad Ahmad bin Abdullah bin Fahal, Equatoria was cut off from Egypt and Schnitzer had to rule autonomously with no outside support.



In 1885-86 a first relief expedition to Equatoria from Zanzibar failed as a result of the hostile attitude of King Mwangos of Buganda. Sir William Mackinnon encouraged Henry Morton Stanley, the prominent Africa explorer who was in Belgian service at the time, to embark on another relief expedition financed by the Egyptian Government, British merchants and King Leopold II of Belgium. Leopold ordered that it should start from the Belgian Congo, with the double aim of searching out a new route to the Nile and annexing new territories in his name.



Stanley's route across 'darkest Africa' from the mouth of the Congo River to Zanzibar. <https://tinyurl.com/2x4twffb>

2. Preparation in Cairo

Stanley (*right*) arrived in Alexandria on 27 January 1887 and continued to Cairo next day. There he was welcomed by Sir Evelyn Baring, the British agent and consul-general, who advised him on developments in Sudan and Egypt. Nubar Pasha, the Egyptian Prime Minister, came to breakfast with his family and discussed the pros and cons of three possible routes, with Stanley finally convincing him that the planned Congo route would be most suitable. He also met Schweinfurth (sender of the postcard above) and Wilhelm Junker, a Russian of German descent, who had joined Emin Bey in Equatoria in 1884.

Junker left Wadei (Emin's base) on 2 January 1886 and fled to Zanzibar on his own, arriving two days later. He and Schweinfurth were considered East Africa experts and had been in contact with Emin Bey for many years. They gave Stanley a detailed overview of the affected areas and the problems of evacuating some 600 people through hostile countries. All three routes from Equatoria to Zanzibar led through enemy territory.



Stanley in Cairo – arriving at Shepherd's after meeting the Khedive

Stanley's expedition would be accompanied by 700 soldiers, including 600 Zanzibaris, with guns and even a machinegun, but they were inexperienced, and it was doubted that they would be able to defend their munitions in case of an attack. Nor was it believed that Emin Bey would want to leave Equatoria, and the overwhelming opinion was that an evacuation expedition of this magnitude would be more successful under military leadership.

On February 2 Stanley was invited to breakfast by Khedive Taufiq, who made a patriotic speech of support for the expedition and promoted Emin Bey to the level of pasha. Another meeting with Nubar Pasha made clear that Emin himself would decide on whether the expedition would set out, and that whatever the decision, Egypt would support no more expedition plans. Next day Stanley, Schweinfurth and Junker took the train to Suez where they met other European participants. Four days later they set out for Zanzibar.

3. The expedition

On arrival on February 22 Stanley found the steamer *Maduro* laden with supplies. There he met Tippu-Tib, a slave and ivory trader based in Zanzibar but with wide connections in central Africa. The two agreed to supply men and guns to the upper Congo for the rescue of Emin and to organise carriers for a potential ivory export. According to Junkers, Emin Bey should have 75 tons of it and Tippu-Tib would assume the position of Governor of Stanley Falls.

Tippu-Tib travelled with Stanley to the upper Congo with 620 Zanzibar carriers and 61 Sudanese soldiers. On

February 25 their vessel left Zanzibar for Cape Town and after steaming all around Africa entered the mouth of the Congo at Banana Point on March 18. In the rainy season, and after many troubles in organising boats suitable for the transport, Leopoldville was reached on April 21. From May 1 they continued along the Congo and Aruwimi rivers up to Yambuya, where a camp was built for the rear column, which had to wait for Tippu-Tib's support. From there they transited the Ituri rainforest.

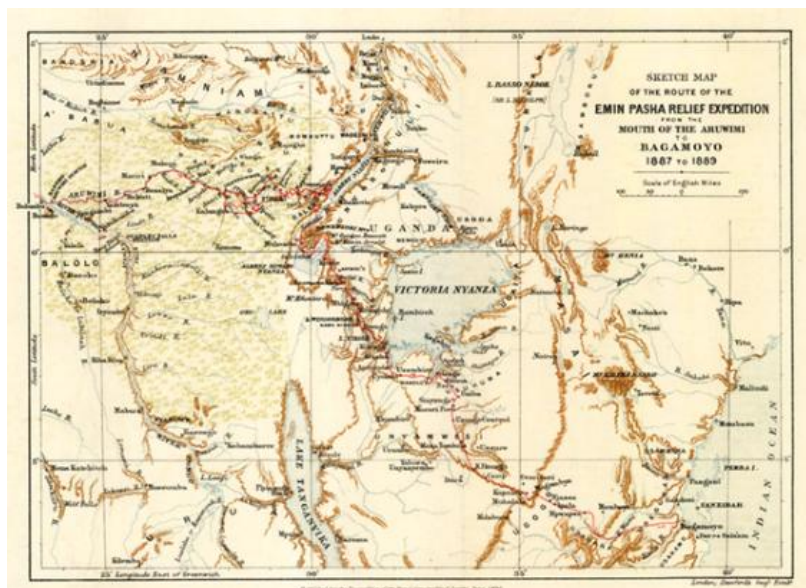


Joy at reaching Lake Albert - but Emin is not there

On December 13 Stanley reached the southern point of Lake Albert, which is connected to the White Nile. He expected that Emin Bey would have been kept informed about his plan and so would been awaiting his arrival. But there was no sign of him.

The expedition was exhausted, so Stanley decided to go back to Ibwiri, where they built Fort Bobo (6-28 January 1888). After recovering, they set out back to Lake Albert at the end of March, where they camped at Kavalli and Bundi.

First contact and correspondence with Emin Bey at last took place on April 29 when he met Stanley in person at Mswa, handing over 34 guns, 34 boxes of ammunition and a great deal of correspondence.




Route of the relief expedition from the Aruwini River to Bagamoyo

4. The expedition corps

According to Stanley, only 266 of the 388 men who left Yambuya reached Uggawwa station and 174 survived to Ibwiri, 140km from Lake Albert. Some had deserted, others were killed by pygmies or left behind at Arab stations after

falling ill.



Finally, Emin and Stanley meet at Mswa

This correspondence included, as mentioned in the postcard above, Leopold II's offer to hand over his land to Emin Bey, who would remain as Governor, and also the Egyptian notice of his appointment as pasha. Emin replied that he would stay loyal to Egypt and did not want to leave Equatoria. Stanley returned to his rear column at Yambuya for supplies and further information.

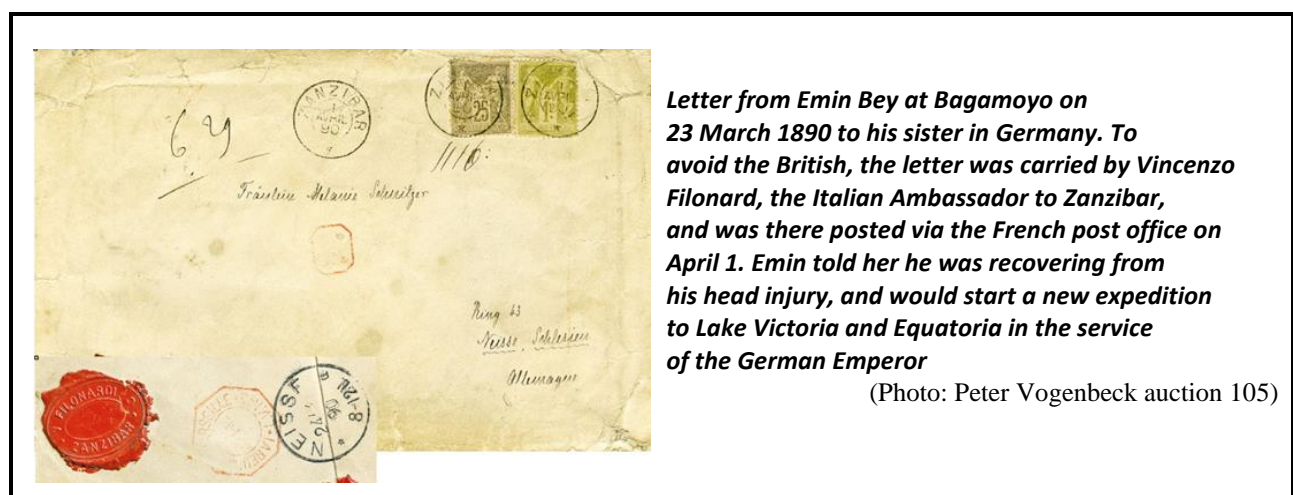
Arthur Jephson, a member of the expedition, accompanied Emin on his way back. Emin was called to Dufile, where there was a rebellion in his own army which resulted in Emin and some loyalists being held captive from August 20 to September 17. After the rebel leader was killed in November and the Mahdists invaded from the north, the troops relied on Emin and his men. Emin travelled south to Wadei and later to Tonguru, where he learned of his men's victory in Dufile, in which some 180 Mahdi followers were killed.

5. The return

Emin Bey moved to Were with his entourage to meet Stanley, who had progressed to Yambuya but found his rear column in poor condition and Tippu Tib unable to offer supplies. So Stanley organised a new group of 560 men and returned to Lake Albert in January 1889. The next month Emin changed his mind and announced himself ready to move to Zanzibar. Stanley said that he would care only for him and his friends; others had to look after themselves. Emin wanted to take 200-300 soldiers to overcome Stanley's diktat, so Stanley shortened the preparation time to limit Emin's escort.

Eventually, on April 5, more than 700 people, among them 178 Egyptian officials and their families, set out from Stanley's camp. The exodus to Bagamoyo in Zanzibar lasted eight months until December 4, which was seen as a period of suffering under Stanley's harsh regime.

According to Vita Hassan, a long-standing companion of Emin, 200 people reached Zanzibar, 250 carriers had deserted, those who were sick or too slow were simply left behind (80 per cent of the children), and the rest died, including 20 "white persons". Hassan lists the names. In Bagamoyo the survivors were welcomed by the Imperial Commissioner of the German Empire, Major Hermann Wissmann, with a lavish party during which Emin fell from a balcony which he mistook for a terrace. He was seriously hurt and in Bagamoyo hospital for two months. Stanley and other expedition members sailed from Zanzibar, reaching Suez on 14 January 1890.



6. The German expedition

In 1888 Europe had no information about Stanley's whereabouts, and only unwelcome news about Emin Bey. On the other hand, Egypt was unwilling to give Emin further support, so other nations saw Equatoria as Emin's property and imagined that supporting him would bring its reward in influence in Equatoria. New expeditions were planned by Americans, British and Germans.

The German expedition was planned by Wissmann and Schweinfurth. Carl Peters, the German adventurer who led the expedition, landed in Zanzibar on March 31 but was unable to set out because of British sabotage. Finally he travelled along the Tara River from Witu in rowing boats, with 21 soldiers and 85 carriers, after the British Navy took over his steamer by using provisions and bartered goods. Peters went plundering to Lake Victoria, where Europeans beat the Massai in battle for the first time.

He learned from Frederick Jackson, leader of a British relief expedition, that Emin was already on the way to Zanzibar with Stanley, so turned south to Buganga and took advantage of controversy on the throne to force a friendship contract in Germany's favour. On returning to Zanzibar, he met Emin Bey at Bagamoyo.

On 31 March 1890 Germany and Britain signed the Helgoland-Zanzibar contract, temporarily settling colonial disputes with Germany accepting British colonies in East Africa within defined borders. In Zanzibar Emin agreed to work in future for the German Empire. But on April 26 he was ordered by Wissmann to travel with Schuhmann to the countries neighbouring Lake Victoria, and was killed by slave hunters on 23 October 1892.

Stanley had returned to Cairo, where in 50 days he wrote *In Darkest Africa*, the novel based on his expedition, and was celebrated as a hero all over Europe. He gave many lectures on his journeys, and the book was a bestseller. He returned to the USA and was married in July 1890, but in 1892 took British citizenship and became a member of the House of Commons. This popularity, however, did not last: criticism of his leadership and the large amount spent on the expeditions destroyed his reputation.

Expedition members reported his behaviour as reckless and cruel, and said he acted like a conqueror rather than an explorer. After his death on 10 May 1904 his wish to be buried next to Livingstone in Westminster Abbey was refused. The Emin Bey relief campaign was the most important – and last – of Africa's expeditions.

References:

Henry M Stanley, *In Darkest Africa*, London 1890

Vita Hassan, *The truth about Emin Pascha*, Berlin 1883

Die deutsche Emin-Pascha Expedition, Wikipedia

Half a century of deaf ears

La plus ça change....

While recently leafing through back copies of the *QC* (as Editors are wont to do), I came across the following note from a meeting report, in Vol VI, No 11 (January 1969, page 20):

The Editor of the Quarterly Circular lamented the lack of material reaching him from the newer members and hoped that more contributions (no matter how small) might be received in order that all should play their part in helping the publication of the journal. Anything even remotely connected with Egyptian philately was of interest and the Quarterly Circular was the best possible medium for airing knowledge and possibly creating discussion and/or particularly correspondence.

Unfortunately, that note from 44 years ago rings a resounding bell today, despite all the changes in technology that make it easier to write a piece in 2013 (or even 2014!). We are VERY short of articles. Please play your part in making the *QC* a lively and active magazine fit, as they say, for purpose. Send something in: your fellow members will love it. But please it must relate somehow to Egyptian philately

The note above was written by a despairing *QC* Editor in 2013. Now we are 12 years on – 56 years since the original appeal – and the sad story remains. For any good-hearted soul willing to share his collection and his thoughts, our pages are A4 size with a 2cm margin all round, body text 11pt Times New Roman.

Stamps that tell a story 1: Talaat Harb and Banque Misr

David Ogden (ESC 480)

In 1970 a striking multicolour Egyptian stamp featured the 50th anniversary of Banque Misr with a portrait of its founder, Talaat Harb Pasha: 1.5 million copies of this 20 millièmes stamp were printed in photogravure by the State Printing House. It is SG 1060.

On my first visit to Cairo in 1985, and ever since, I have found the Talaat Haab statue in the square named after him a useful landmark in downtown Cairo. Talaat Harb Street connects Tahrir Square with Talaat Harb Square.

Who was Talaat Harb? A leading Egyptian economist and entrepreneur born in 1867 who created Banque Misr and its group of companies in May 1920, he was known as the father of the Egyptian economy. His legacy continues to impact on modern Egypt. A talented financier, Harb took a law degree and began his career as an economist.

The establishment of Banque Misr, the first Egyptian bank owned by Egyptian shareholders and staffed by Egyptian nationals, where Arabic



**Talaat Harb statue,
a city landmark**

was used in all communications, was a major step in establishing a national economic identity. The bank now has more than 620 local branches in Egypt and a global network of branches, correspondents, and subsidiaries. The magnificent neo-Mamluk Banque Misr building in Mohamed Farid Street was designed by the Italian architect Antonio Lasciac in 1927.

Harb co-founded a newspaper, *Al Jarida*, published 1907-15, as the official organ of the Umma Party. It claimed to be a “purely Egyptian” paper which aimed to defend the rights and interests of Egyptians.

In 1907 Talaat Harb contributed £E100 to establish Al Ahly (the National) football club, winner of 46 Egypt Premier League titles at the last count. In 1911 his book *The Egyptian Economic Reform and the Nation's Bank Project* explained his economic dreams. Banque Misr, under Harb's leadership, established a number of companies including Egypt Air, the first

national airline, founded in 1932 as Misr Airwork. The airline began commercial operations with a three-engined Spartan Cruiser flying between Cairo and Alexandria. In 1935 Harb also launched Studio Misr, which captured the Arab world by producing many Egyptian film classics including Umm Kalthum's *Wedad* in 1936.

Until 1954 Talaat Harb Street and Square were named Suleiman (Soliman) Pasha for Napoleon's military commander who converted to Islam. Older people (as in Alaa Al-Aswany's novel *The Yacoubian Building*) still refer to the previous name.

Harb died in 1941 survived by four daughters, one of whom left funds to set up the academic cardiac institute at Ain Shams Faculty of Medicine. In 1980 President Sadat posthumously awarded Harb the Nile Collar, highest ranking of all Egyptian decorations.

More colourful stamps featuring Harb and/or the Banque Misr building were issued in 1992 (SG 1859), for the bank's 75th anniversary in 1995 (SG 1954) and its centenary in 2020 (SG 2760).



**The imposing façade of the bank on
Sharia Mohamed Farid; and below,
the spectacular Talaat Harb Square**




Postmarks of the French Post Offices in Egypt, 1837-1931

Pierre Louis Grech (ESC 266)

In 2012-2013 I published a book on the French Post Offices in Egypt, in two volumes, the result of over 30 years of research. As it was done privately, I had it printed in limited quantities, not being certain of the level of interest it might generate. The response was quite positive and within a few years it was sold out. Every now and then I receive enquiries about the book's availability, and I regret not having had more copies printed. I have also noted with pleasure that some of the collectors who acquired the book are using its own postmark numbering system when writing up their collections or generating new literature.

In agreement with the *QC* Editor, I decided to extract the main postmark tables from my book and have them reprinted here so that they can reach all the current ESC membership and perhaps provide a more simple reference when exchanging information; one of the founding purposes of the Egypt Study Circle. These pages should also be of assistance to those who obtained only Part 2 (printed in slightly greater number) as all the postmarks were covered in Part 1 and were not repeated in Part 2. The postal markings were identical in design to those used in France, and followed their evolution; the handstamps were usually supplied from the Mother Country. French collectors refer to them as "Types", based on a landmark classification of France's 19th century date-stamps made long ago by Messrs Langlois and Gilbert and generally used in French philately. My numbering system introduced here takes into account the varieties in the date stamps whereas the Type simply denotes a design, but they are cross-referenced for completeness. Later Types were numbered according to their year of introduction in France: i.e. Type 84 in 1884 and Type 04 in 1904. Also included in this article is some basic information on each of the four French Post Offices.



FA-1 = French Alexandrie -1; **FS-1** = French Suez; **FC-2** = French Le Caire; **FP-2** = French Port-Saïd, etc.

ALEXANDRIE French Post Office:

Bureau de Direction: **Opened** 6 May 1837. (Renamed "Bureau de Recette" in 1864).
Bureau de Recette: 27 November 1864.
Closed on the evening of 31 March 1931

Cancellations: Stamps were not available before January 1857, so only postal markings were used until then.
Petits Chiffres **3704** from January 1857 to July 1862.
Gros chiffres **5080** from 31 July 1862 until April 1876, then by circular date-stamps (earliest seen: 24 April 1876).
Black ink only was used; except in 1876-77, after France's entry into the UPU, when the **FA-4** date-stamp was applied in **RED** to the front of Egyptian correspondence passing through the French P.O. (effectively being used as an *entry mark*).
















Stamps of France were used until November 1899 when special issues for ALEXANDRIE were introduced.

The French *Bureaux de Distribution* at Suez and Le Caire depended from the French *Bureau de Recette* at Alexandrie, as did the "Distribution" of Port-Saïd until its conversion to a *Bureau de Recette* on 1 January 1894.

Table 1: French Post Office at ALEXANDRIE










POSTAL MARKINGS

Not to Scale

 <p>FA-1 Type 14</p>	 <p>FA-2 Type 15</p>	 <p>FA-3 Type 15</p>	 <p>FA-4 Type 15</p>
<p>(EGYPTE) First: 18 June 1837 Ø26 Last: 8 April 1848 Ø16</p>	<p>(EGYPTE) First: 7 June 1839 Ø21 Last: 22 March 1859 Ø12</p>	<p>EGYPTE Small gap between Alexandrie & Egypte First: 27 Jan. 1844 Ø21 Last: 9 May 1855 Ø12</p>	<p>EGYPTE (Wider gap) First: 19 Aug. 1854 Ø21 Last: 10 Oct. 1876 Ø12 RED ink also used: First: 23 Jan. 1876 Last: 20 March 1877</p>
<p>4mm digits</p>  <p>FA-5 27 x 22 mm</p>	<p>7mm digits</p>  <p>FA-6 28 x 23 mm</p>	 <p>FA-7 Entry Mark *</p>	 <p>FA-8 Type 17</p>
<p>PC 3704 First: 2 Feb. 1857 Last: 4 August 1862</p>	<p>GC 5080 First: 31 July 1862 Last: 14 March 1876</p>	<p>PAQ(UEBOT) ANGL(AIS) First: 11 June 1871 Ø21 Last: 17 Dec. 1875 Ø12</p>	<p>Smaller Letters First: 21 Jan. 1877 Ø21 Last: 19 Oct. 1883 Ø12</p>
 <p>FA-9 Type 84</p>	 <p>FA-10.A Type 84</p>	 <p>FA-10.B Type 84</p>	 <p>FA-10.C Type 84</p>
<p>BUR(EAU) FRANCAIS First: 17 Aug. 1885 Ø24 Last: Ø14</p>	<p>Roman Date First: ? March 1885 Ø24 Last: 16 March 1886 Ø14</p>	<p>Mixte Date (bâton year) First: 24 August 1888 Last: 11 January 1899</p>	<p>Bâton Date First: 26 Dec. 1895 Last: 31 March 1931</p>
<p>Datestamps Type 84 and 15bis Varieties: Dates expressed as <u>Roman</u> (seriffed), <u>Bâton</u> (sans-sérif) or <u>Mixte</u>. From 1888 bâton gradually replaced roman.</p>	 <p>FA-11.A Type 15bis</p>	 <p>FA-11.B Type 15bis</p>	 <p>FA-11.C Type 15bis</p>
	<p>Larger Ø Inner Circle – Roman Date First: 23 May 1879 Ø21 Last: 4 June 1888 Ø13</p>	<p>Mixte Date (bâton year) First: 9 June 1888 Last: 11 May 1897</p>	<p>Bâton Date First: 1 April 1888 Last: 1 August 1905</p>

*: **FA-7** (PAQ. ANG. ALEXANDRIE) was an arrival or transit mark until 1871, when it was re-assigned to be used as the regular date-stamp for mail paid at a higher rate, destined via Brindisi on English Packets.

Table 2: French Post Office at ALEXANDRIE POSTAL MARKINGS Cont. Not to Scale

			<i>Cachets de Service (PD, Registered, Insufficiently Paid, Too Late, etc.) for all four French Post Offices, may be reproduced in a future article.</i>
FA-10.Ca Type 84	FA-10.Cb Type 84	FA-10.D Type 84	
BROKEN CDS - over As First: 15 Sept. 1896 Last: 11 Nov. 1924	BROKEN CDS - over IE First: 19 Jan. 1900 Last: 24 Dec. 1904	WITHOUT DATE First: 31 Dec. 1886 Ø24 Last: 23 April 1895 Ø12	
ENTRY MARKS APPLIED AT ALEXANDRIE. FA-12 and the short-lived FA-13 were used only when the India Mail arrived, once a month. They were no longer required once the India Mail transited directly through France in sealed metal containers. (Anglo-French Convention of 5 August 1839).			
	FA-12 32 x 18 mm	FA-13	FA-14 RED
	INDES ORIEN(TALES) PAR ALEXANDRIE On Mail from India First: 27 Oct. 1837 Last: 17 July 1839 + 1861	INDES ALEXANDRIE On monthly Mail from India. Only used 8 times. First: 17 Feb. 1839 Ø21 Last: 7 Sept. 1839 Ø12 Abnormal use 1860-1862.	COL.FR.V.SUEZ First: 23 April 1872 Ø21 Last: 18 Nov. 1877 Ø13 Salles 1.899 (<i>seen 8 +</i>)
		MILITARY POSTMARK Issued to French P.O.s and used to justify free postage for French troops during military campaigns, and the use of French internal reduced rate at other times. Reintroduced in WW1 for French troops in the city. Reported in 1927?	
FA-15 RED	FA-16 RED		FMA-1
POSS.ANG.V.SUEZ First: 23 Sept. 1872 Ø21 Last: 27 Aug. 1873 Ø13 - 1877? Salles 1.900 (<i>rare</i>)	AUSTRALIE V. SUEZ First: 1872 Ø21 Last: 12 Oct. 1879 Ø13 Salles 2.115 (<i>very rare</i>)	CORR(ESPONDANCE) D'ARMEES - ALEXANDRIE FR(ANÇAISE)	CORR.D'ARMEES * ALEXANDRIE FR. * First: 9 Oct. 1889 Ø23 Last: 22 Dec 1930 Ø13

Letter from Madras, India (23 September), via Suez, prepaid to Alexandrie. 7 November 1838 sorted at the French P.O.: INDES ORIENTALES entry mark (**FA-12**). Left same day by *Sesostris* to Syra (10/11), then *Minos* from Syra (11/11) to Malta (14/11), where it was purified (**PUR-1**). Malta (16/11) by *Eurotas* to Marseille (22/11), where it received large black PAQUEBOTS DE LA MÉDITERRANÉE entry mark. Arrived Bordeaux 25 November 1838 (66 days journey). Taxed 48 décimes in France. At 15 grams (top left) it was 2½ weight steps. So 2.5 x 10d Voie de Mer = 25d, plus territorial tax, 2.5 x 9d = 23d. Total 48d.



SUEZ French Post Office:




Bureau de Distribution: **Opened** 27 October 1862.
 Closed 1 December 1888.

Cancellations: Gros chiffres **5105** until April 1876
 then by circular date-stamps.
 Always in black ink.

It used only postage stamps of France and had no special issues of its own.

Table 3: French Post Office at SUEZ POSTAL MARKINGS

Not to scale

			It was believed that around 1874 the “ <i>Distribution</i> ” at Suez was converted to a “ <i>Bureau de Recette</i> ”. There is no documentary evidence to support this. The only reason for that assumption was the appearance of a cachet “non-perlé” (Type 15) used by <i>Recettes</i> P.O.s. The <i>Bulletin Mensuel</i> No. 12 of December 1888, page 381: “ Further to a decision by the Finance Minister... the <i>Distribution de poste française</i> established at Suez was suppressed from 1 December 1888” ”
FS-1 28 x 23 mm GC 5105 First: 9 January 1863 Last: 3 January 1876	FS-2 Type 23 BAU FRANÇAIS B(URE)AU FRANÇAIS First: 2 Jan.1863 Ø24 Last: 15 Dec. 1873 Ø12	FS-3 Type 15 BAU FRANÇAIS B(URE)AU FRANÇAIS First: 12 Jan. 1874 Ø22 Last: 26 May 1886 ? Ø12	

On 1 January 1874, in France, a great number of *Bureaux de Distribution* were converted to *Bureaux de Recette* of fourth category (4^{ème} classe). The postmasters were instructed that, after close of business on 31 December 1873, they were to “carefully use a file and scrape away the outer ring of dots” on their date-stamps. This is very probably what happened at Suez. Mr Pourpe misinterpreted the instruction, since Suez is not on the list of post offices converted on that date. This would explain the date-stamp without a ring of dots from the beginning of 1874 and that Suez was still a *Distribution* when it closed.

21 January 1880 - Cover from the Suez French P.O. to Nottingham, arriving 1 February. Franked 25c Sage, cancelled by Suez CDS **FS-3**. Backstamp: Ligne N, PAQ. No.5 CDS (Paquebot *Oxus*). The cover is defective, but very few have survived from that period. In fact, Suez covers between 1876 and 1888, bearing stamps of the Sage issue, are probably the scarcest items from all the French P.O.s in Egypt (more so than Suez covers with **GC 5105**). This is due mainly to the scarcity of mail originating from the town after the personnel excavating the Canal had departed, leaving only a small French community. Also because of the ascendancy of the Egyptian Post, as well as mail being handed directly to passing ships, and of the increasing use of envelopes, more frequently discarded than entire letters.









LE CAIRE French Post Office

Bureau de Distribution: **Opened** 1 January 1866.
Closed 11 March 1875, in the evening.

Cancellations: Gros chiffres **5119**
or exceptionally by circular date-stamp.
Always in black ink.

It used only stamps of France and had no special issues.
The shortest-lived of the French P.O.s in Egypt.

Table 4: French Post Office at LE CAIRE (Cairo) POSTAL MARKINGS Not to scale

Table 1: French Post Office at LE CAIRE (CAIRO), POST OFFICES NOT TO SCALE			
digits 15 x 6.5 mm	digits 14.5 x 6 mm		
			
FC-1.A 28 x 23 mm	FC-1.B 28 x 23 mm	FC-2 Type 22	FC-3 Type 15
GC 5119 Type 1 Rounded '9'	GC 5119 Type 2 Narrow '9'	BAU FRANÇAIS B(URE)AU FRANÇAIS	BAU FRANÇAIS B(URE)AU FRANÇAIS
First: 25 January 1866 Last: 28 July 1870	First: 18 January 1867 Last: 11 August 1873	First: 25 Jan. 1866 Ø23 Last: 1 April 1870 Ø12	First: 20 May 1870 Ø21 Last: 11 March 1875 Ø12
			
FC-1.A COMPARISON of FC-1.C GC 5119 Type 3			
FC-1.C from 19 Dec. 1869 to 11 March 1875.		French Embassy in Cairo, after 1870.	
In 1870 a new GC 5119 obliterator appeared (FC-1.C), with squatter and thicker digits than FC-1.A . It is difficult to distinguish between them. The date is determinant. Notice the different tops of '5' of 5119.			

The French Post Office at Le Caire was opened as a Bureau de Distribution and as such was issued with France's date-stamp type 22 (**FC-2**), with an outer ring of dots. Supposedly it was converted to a higher category *Bureau de Recette* in 1871. However, there is no documentary evidence for this conversion, the only justification being that it began using a date-stamp Type 15 (**FC-3**) without the ring of dots, normally reserved for "Recettes". Whether its category was raised or not, the date of the changeover to the Type 15 CDS can now be situated more accurately around early **May 1870**.

PORT-SAÏD French Post Office:

Bureau de Distribution: **Opened** 18 June 1867.

Converted to a Bureau de Recette: 1 January 1894.

Closed on the evening of 31 March 1931.

Cancellations: Gros chiffres **5129** until April 1876,
then by circular date-stamps (earliest seen: 23 April 1876).
Black ink was used, except for the period from
April 1869 to October 1872, when **BLUE** ink was used for postmarks
and cancellations (the only French P.O. in Egypt to use that colour).

French stamps used until November 1899 when special issues for PORT-SAÏD were introduced.

14 May 1870, **Port-Saïd** date-stamp, **PD** mark and **GC 5129** in **blue**
on cover to France, franked 40c Lauré. Alexandrie French P.O.
transit 15 May, Marseille arrival 25 May, by Paquebot *Saïd*.

French troops transiting through the Suez Canal, on their way
to/from wars in the East, deposited mail at the French P.O. This
resulted in the use of several special postmarks for that military
correspondence, to indicate its origin and justify franchise or special
reduced rates.



Table 6: French Post Office at PORT-SAÏD POSTAL MILITARY MARKINGS




















 <p>FMP-1</p>	 <p>FMP-2.A</p>	 <p>FMP-2.B</p>
<p>CORPS EXPRE DE MADAGASCAR PORT-SAÏD</p> <p>First: 7 April 1895 Ø23 Last: 30 October 1900 Ø13 De Beaufond No. 2729 Second Military expedition to Madagascar, 1895-1903.</p>	<p>CORR. D'ARMEES ❖ PORT-SAÏD ❖</p> <p>First: 19 August 1890 Ø22 Last: 17 June 1926 Ø13 De Beaufond No. 2862</p>	<p>CORR. D'ARMEES ❖ PORT-SAÏD ❖</p> <p>Corr.D'armées without date plug First: 31 May 1898 (Dubus, 1896) Last: 8 February 1901 Apparently not provided with date inserts. See note below.</p>
 <p>FMP-3.A</p>	 <p>FMP-3.B</p>	<p>CORPS EXPRE DU TONKIN PORT-SAÏD</p> <p>Introduced around 1885, this cachet was used mainly during the China campaigns from 1900 (Boxer rebellion) to 1904. Free Franking was withdrawn from 1 Nov. 1904.</p>
<p>CORPS EXPRE DU TONKIN PORT-SAÏD</p> <p>First: May 1896 Ø23 Last: 26 August 1904 Ø12 Beaufond # 2710, Salles No. 1.956</p>	<p>CORPS EXPRE DU TONKIN PORT-SAÏD Without date plug.</p> <p>First: 19 August 1900 Last: 15 September 1900</p>	<p>It seems that date-plugs were not provided for military date-stamps, and that they used those of the French P.O. Whenever they appear without date, they are in conjunction with the Port-Saïd regular date-stamp.</p>

Table 5 : French Post Office at PORT-SAÏD POSTAL MARKINGS Not to scale

 FP-1.A "1867"	 FP-1.B "1868"	 FP-1.C "1870"	 FP-1.D
GC 5129 Type 1 GC 5129 Type 2 GC 5129 Type 3 The small differences between the 3 GC are listed in the original <i>QC</i> , Vol. I, p.15. BLACK ink (all GC Types) : First: 14 October 1867 until 24 December 1868. Black seen again from: 22 November 1872 to 15 April 1876 BLUE ink (all GC Types) : First: 1 April 1869 Last: 3 October 1872			GC 5129 Type 4 Unretouched Used to cancel the 1868 Suez Canal Stamps. This is an actual imprint from the original canceller lent by the French P.O. to the Suez Canal company. Rediscovered in 1940 by Jean Boulad d'Humières (see <i>L'OP</i> # 45) with the grandson of Mr Thevenet who had been the Suez Canal's postmaster at Port-Saïd in 1868, and who borrowed this GC. Evidently it had not been returned to the French PO.
 FP-2 Type 22 First: 14 Oct. 1867 Ø24 Last: 10 May 1879 Ø12 BLUE ink used: First: 1 April 1869 Last: 3 October 1872	 FP-3.A Type 24 Roman Date First: 10 July 1877 Ø25 Last: 3 March 1886 Ø14	 FP-3.B Type 24 Baton Date First: 23 October 1881 Last: 18 November 1893	
 FP-4.A Type 84FB Roman Date First: 2 January 1886 Ø27 Last: 26 May 1886 Ø13	 FP-4.B Type 84FB Mixte Date (baton year) First: 26 Feb. 1887 Last: 3 January 1893	 FP-5.A Type 84 Mixte Date (baton year) First: 30 Sept 1895 Ø22 Last: 28 Sept 1899 Ø13	 FP-5.B Type 84 Baton Date First: 3 June 1894 Last: 4 December 1906
 FP-6.A Type 04.A With hyphen, small gap between P.S. & Egypte First: 5 March 1906 Ø27 Last: 3 July 1928 Seen in RED in 1920.	 FP-6.B Type 04.B No hyphen, wider gap between P.S. & Egypte First: 6 July 1921 Ø27 Last: 7 June 1929	 FP-6.C Type 04.C Narrow letters, hyphen, wide spacing. First: 12 April 1928 Ø27 Last: 31 March 1931	Previously this postmark had a single classification; there are however 3 very distinct types of CDS 04. By the early 1920s, Type 04.A was badly worn and damaged. Replaced by 04.B, which itself became quickly defective and was joined by 04.C until the P.O.'s closure. 04.C may have been of local manufacture.

Reference: Pierre Louis Grech - *The French Post Offices in Egypt, Part 1*. Pub. 2012.

Samuel Shephard retires to England

Richard Wheatley (ESC 168)



Eathorpe Hall on a poor day in 2024

In preparation for his retirement to England, in May 1858 Samuel Shephard bought Eathorpe Hall in Warwickshire. This red-brick pile was close to where he had been born in 1816 near Daventry and fairly close to Fosse Way, the old Roman road. The arrangements were helped by his cousin John Stanley, landlord of the Crown Inn at Leamington Spa, with whom he had been brought up.

A couple of years later, on 20 January 1860, Shephard sold his eponymous hotel in Cairo for £10,000 to Philip H Zech, a Bavarian hotelier from Alexandria.



1850 entire from Shephard in Egypt to his cousin John Stanley at the Crown Inn



The family grave marker at St John's in Wappenbury

In September last year I drove down the Fosse Way and duly found Eathorpe Hall nestled in typical mid-England farming land right in the centre of a flood plain – one that still causes problems to this day! The Hall is away from the village, the entrance being guarded by large trees, as was the drive up to the house.

The Hall was built in 1759 with a fine entrance hall with arches to the north, east and south, together with a T-shaped staircase leading up to the ten bedrooms. The Hall and its associated buildings are now listed buildings within Eathorpe Conservation Area, along with two thatched cottages on Main Street, Eathorpe.

Since we visited, I suspect that the entrance to the Hall will have been restored and access will not be so easy. In driving away from the Hall we passed over a red-brick bridge over a stream: this had been built at Shephard's expense,

for the stream flooded badly over the road. The plaque on the inside of the bridge wall is still there, but sadly the powers of nature have made it unreadable.

As there is no church in Eathorpe, we drove over to the nearby village of Wappenbury and found the family grave in the churchyard of St John the Baptist Church. The weather and the trees made photography difficult and had we known the state of the grave we would have brought some cleaning tackle. Nevertheless, it stands in a prominent corner for all to see.



Memorial plaques in the Wappenbury church – for Samuel and Mary at left, and their children, including a daughter who died at Eathorpe and four infants buried in Cairo

While at St John's we popped inside the church. We were so glad that we did so, for there on the wall we found two plaques for the Shephard family – one for Samuel and his wife Mary, the other for their children – some of whom are buried in the British Protestant burial ground in Cairo. I wonder if the marble monument that was erected in Cairo is still there?

After leaving the church we took a closer look at Eathorpe village and found a pair of distinctive houses being "done up". They are the houses Shephard had built, for high up an apex it says: "S + S / 1862"!



Two houses built for the Shephards in 1862 are now in course of renovation

Postscript

We shall now have to return to St John's church, for I have since learnt that Sir William Lyons is buried there. He was a co-founder in 1922 of Swallow Sidecar Co, which in 1945 was re-named Jaguar Cars.

References

Samuel Shephard of Cairo, by Michael Bird, Joseph 1957

Post Office Personalities no. 4, The Hotel Keeper, Samuel Shephard, 1816-1866 by WG Stitt Dibden, *PHS Bulletin* 118, 1962

Alexandria has changed much since one collector/researcher's first visit 40 years ago, but his attraction for Egypt, its stunning history and its way of life, has lost none of its power after a surprising start in a Cairo toy shop




Why I collect Egypt – Ronny Van Pellecom (ESC 618) – Wilrijk, Belgium

My fascination for the country had been there since my childhood ... the pyramids, the pharaohs ... and when I saw and was able to buy an exchange booklet at a swap meet in Kassel, Germany, filled with complete sets of the first three Egyptian stamp issues, that was the introduction to philatelic fascination too.

On my first visit to Egypt, in 1981, I happened to pass a Cairo toy store that also had stamps in the display case. The store was in the name of Hagopian. The owner, Khetcho, showed several letters from his First Issue collection. That's where I bought my first Posta Europea – and that's when the collection began in earnest.

I visited the city of Alexandria as well as the usual tourist sites, and was immediately fascinated by it. The beautiful beaches bordering the city, the easygoing way of life of the local people as well as the beachgoers. The harbour. The Corniche, especially in the evening. The food: bamia, tameya, kochary ... all built on my passion for Egypt and its history.

Unfortunately, a good deal has changed since that early visit. The beaches are gone, the Corniche is dangerous to cross, and the old buildings have almost all disappeared.



A Rosetta street fish-seller shares a moment with his cat



A stop on the line from Alexandria to Mersa Matrouh

The very special Alexandria atmosphere of yester-year no longer fills the city. But it has a very rich and fascinating history, traces of which can still be found in many places. Thanks to organisations such as CEAlex, the Centre for Alexandrian Studies (<https://www.cealex.org>), historic elements of the gradually disappearing city are recorded and kept alive.

This Mediterranean metropolis also sparked my interest in postal history. Historical development of the city and its postal history are intertwined hand in hand, and researching and documenting this engrossing network is part of the fascination.

The country itself is so appealing, together with its charming people ... as soon as you can speak a few words of Egyptian Arabic, just to say Hello and How are you, the ice is broken.



No fuss or bother about a visa to visit Egypt – just buy one at the airport

And it is so easy to travel to Egypt, especially as Europeans. Unlike the UK, you don't need a passport. An ID card and two photos are enough and nor is there any need to apply for a visa in advance: you just pay the fee and receive it at the airport. Such a straightforward country, just the way I like it.

● We welcome all members' stories to this enlightening regular feature of the *Quarterly Circular*



EuroPhilex

Birmingham 2025



Britain's next major international stamp exhibition

Wed 7 — Sun 11 May 2025 Hall 9 of the NEC Birmingham B40 1NT

FREE SOUVENIR SHEETS FOR ALL

- ✓ Different souvenir sheet in every issue of Stamp Collector magazine until the exhibition
- ✓ Restaurant and bars
- ✓ Plenty of seating in the exhibition hall
- ✓ Society meetings every day with meeting rooms available from £150
- ✓ Court of Honour - includes the famous 1856 British Guiana 1 cent magenta, the world's most expensive stamp, courtesy of Stanley Gibbons, plus 11 other displays including Hackmey's Classic France and Romania

10am-6pm Wed to Sat and 10am-4pm Sun

- Thurs 8 Society Showcase Day
+ Royal Philatelic Society London Reception
7pm Arden Hotel, free Admission, all welcome
- Fri 9 Roll of Distinguished Philatelists Ceremony
and reception
- Sat 10 Philatelic Congress of Great Britain
- Sun 11 FEPA Congress
+ Cavendish Philatelic Auction

**2,000 exhibit frames
from 40+ countries
60+ dealers and trade stands
30+ society meetings**



EVERYONE WELCOME

- ✓ Birmingham International train station on site
- ✓ Birmingham Airport (BHX) on site
- ✓ Easy motorway access from M42/A45 junction
- ✓ Signposted from M42, M40, M6
- ✓ Over 16,000 car parking spaces

£10 admission on first day from 11am
Early bird first day admission 10am-11am £20

FREE ADMISSION
all other days



For information and discount hotel deals see the website

www.europhilex2025.co.uk

Telephone +44 (0) 1279 870488